

APPENDIX A – DATA COLLECTION

A.1. TURNING MOVEMENT COUNTS

A.2. TRAVEL TIME DATA



Robert Peccia & Associates
3147 Saddle Drive

Helena, Montana, United States 59601
406-447-5000 srandall@rpa-hln.com

Count Name: Henderson Street
TMC
Site Code: 11
Start Date: 10/05/2017
Page No: 1

Turning Movement Data

Start Time	Ryan Fields Entrance Eastbound					Custer Avenue Westbound					Henderson Street Northbound					Fairgrounds Entrance Southbound					Int. Total
	Left	Thru	Right	Peds	App. Total	Left	Thru	Right	Peds	App. Total	Left	Thru	Right	Peds	App. Total	Left	Thru	Right	Peds	App. Total	
7:00 AM	1	0	0	0	1	73	1	2	0	76	1	0	45	0	46	1	0	0	0	1	124
7:15 AM	0	0	0	0	0	118	0	3	0	121	0	0	46	0	46	1	0	0	0	1	168
7:30 AM	0	1	0	0	1	179	0	6	0	185	0	1	80	0	81	3	2	0	0	5	272
7:45 AM	0	0	1	0	1	171	1	1	0	173	0	4	100	1	104	1	2	0	0	3	281
Hourly Total	1	1	1	0	3	541	2	12	0	555	1	5	271	1	277	6	4	0	0	10	845
8:00 AM	0	1	0	0	1	73	1	2	0	76	0	2	108	0	110	1	1	0	0	2	189
8:15 AM	0	0	0	0	0	88	2	2	0	92	0	2	68	0	70	2	1	0	0	3	165
8:30 AM	0	1	0	0	1	66	0	2	0	68	1	0	56	0	57	0	1	0	0	1	127
8:45 AM	0	1	0	0	1	64	0	4	0	68	0	5	59	0	64	1	0	0	0	1	134
Hourly Total	0	3	0	0	3	291	3	10	0	304	1	9	291	0	301	4	3	0	0	7	615
9:00 AM	0	0	0	0	0	55	0	3	0	58	0	4	40	0	44	5	0	0	0	5	107
9:15 AM	0	1	1	0	2	30	6	0	0	36	1	2	42	0	45	7	3	1	0	11	94
9:30 AM	0	1	1	0	2	54	1	1	0	56	1	1	48	0	50	0	4	2	0	6	114
9:45 AM	0	2	0	0	2	58	0	4	0	62	0	4	66	0	70	2	2	1	0	5	139
Hourly Total	0	4	2	0	6	197	7	8	0	212	2	11	196	0	209	14	9	4	0	27	454
10:00 AM	0	2	0	0	2	52	1	5	0	58	0	3	45	0	48	3	7	0	0	10	118
10:15 AM	0	1	1	0	2	56	1	3	0	60	1	1	54	0	56	2	5	0	0	7	125
10:30 AM	2	1	2	0	5	58	2	5	0	65	1	5	48	0	54	2	2	0	0	4	128
10:45 AM	0	1	2	0	3	49	1	3	0	53	1	2	57	0	60	10	1	0	0	11	127
Hourly Total	2	5	5	0	12	215	5	16	0	236	3	11	204	0	218	17	15	0	0	32	498
11:00 AM	0	1	1	0	2	49	0	4	0	53	0	3	59	0	62	4	2	0	0	6	123
11:15 AM	0	2	1	0	3	49	1	3	0	53	1	5	67	0	73	3	3	0	0	6	135
11:30 AM	0	1	3	0	4	51	5	4	0	60	2	2	67	0	71	4	1	0	0	5	140
11:45 AM	0	0	0	0	0	49	1	5	0	55	0	3	63	0	66	3	6	0	1	9	130
Hourly Total	0	4	5	0	9	198	7	16	0	221	3	13	256	0	272	14	12	0	1	26	528
12:00 PM	0	3	1	0	4	65	2	7	0	74	0	0	71	0	71	3	2	0	0	5	154
12:15 PM	1	4	2	0	7	64	1	4	0	69	3	4	77	0	84	7	3	0	0	10	170
12:30 PM	0	2	2	0	4	57	3	4	0	64	0	3	59	0	62	1	8	0	0	9	139
12:45 PM	0	2	3	0	5	67	3	6	0	76	0	3	54	0	57	4	5	0	0	9	147
Hourly Total	1	11	8	0	20	253	9	21	0	283	3	10	261	0	274	15	18	0	0	33	610
1:00 PM	1	4	0	0	5	59	4	4	0	67	2	5	62	0	69	5	2	1	0	8	149
1:15 PM	0	2	1	0	3	65	2	7	1	74	3	0	62	0	65	4	4	0	0	8	150
1:30 PM	1	2	0	0	3	73	2	2	0	77	3	6	78	0	87	3	1	0	0	4	171
1:45 PM	0	1	2	0	3	58	1	4	0	63	2	4	67	1	73	7	4	0	0	11	150
Hourly Total	2	9	3	0	14	255	9	17	1	281	10	15	269	1	294	19	11	1	0	31	620
2:00 PM	0	2	1	0	3	64	4	5	0	73	2	2	68	0	72	1	1	0	0	2	150
2:15 PM	0	1	3	0	4	71	2	4	0	77	1	6	91	0	98	3	0	2	0	5	184
2:30 PM	0	1	0	0	1	99	0	4	0	103	0	5	87	0	92	8	1	0	0	9	205
2:45 PM	0	1	1	0	2	81	1	3	0	85	0	3	74	0	77	4	2	0	0	6	170
Hourly Total	0	5	5	0	10	315	7	16	0	338	3	16	320	0	339	16	4	2	0	22	709
3:00 PM	0	2	2	0	4	71	1	6	0	78	0	2	122	0	124	5	11	0	0	16	222
3:15 PM	0	2	1	0	3	62	2	2	0	66	0	4	130	0	134	2	7	0	0	9	212
3:30 PM	1	2	0	0	3	106	1	3	0	110	1	4	135	0	140	1	6	0	0	7	260
3:45 PM	0	1	0	0	1	69	0	2	0	71	0	4	98	0	102	4	4	0	0	8	182
Hourly Total	1	7	3	0	11	308	4	13	0	325	1	14	485	0	500	12	28	0	0	40	876
4:00 PM	0	4	3	0	7	92	2	4	0	98	0	3	122	0	125	3	3	0	0	6	236
4:15 PM	0	1	1	0	2	83	2	3	1	88	1	4	93	0	98	3	2	0	0	5	193
4:30 PM	0	2	0	0	2	87	1	2	0	90	1	2	134	0	137	7	5	0	0	12	241
4:45 PM	0	4	1	0	5	106	4	8	0	118	2	3	138	0	143	3	1	0	0	4	270
Hourly Total	0	11	5	0	16	368	9	17	1	394	4	12	487	0	503	16	11	0	0	27	940
5:00 PM	0	1	6	0	7	104	7	3	1	114	1	3	149	0	153	6	2	0	0	8	282
5:15 PM	0	4	1	1	5	100	8	8	1	116	3	7	125	1	135	4	3	0	0	7	263
5:30 PM	1	5	0	0	6	93	9	5	0	107	0	2	100	0	102	3	6	1	0	10	225
5:45 PM	0	0	0	0	0	84	0	5	0	89	0	4	90	0	94	6	1	0	0	7	190
Hourly Total	1	10	7	1	18	381	24	21	2	426	4	16	464	1	484	19	12	1	0	32	960
6:00 PM	1	2	0	0	3	59	1	4	0	64	0	1	84	0	85	3	4	0	0	7	159
6:15 PM	0	0	0	0	0	64	4	6	1	74	0	3	61	0	64	4	3	0	0	7	145
6:30 PM	0	1	1	0	2	56	3	2	0	61	1	5	73	0	79	3	2	1	0	6	148
6:45 PM	0	1	1	0	2	57	5	2	1	64	3	1	51	0	55	6	6	0	0	12	133
Hourly Total	1	4	2	0	7	236	13	14	2	263	4	10	269	0	283	16	15	1	0	32	585
Grand Total	9	74	46	1	129	3558	99	181	6	3838	39	142	3773	3	3954	168	142	9	1	319	8240
Approach %	7.0	57.4	35.7	-	-	92.7	2.6	4.7	-	-	1.0	3.6	95.4	-	-	52.7	44.5	2.8	-	-	-

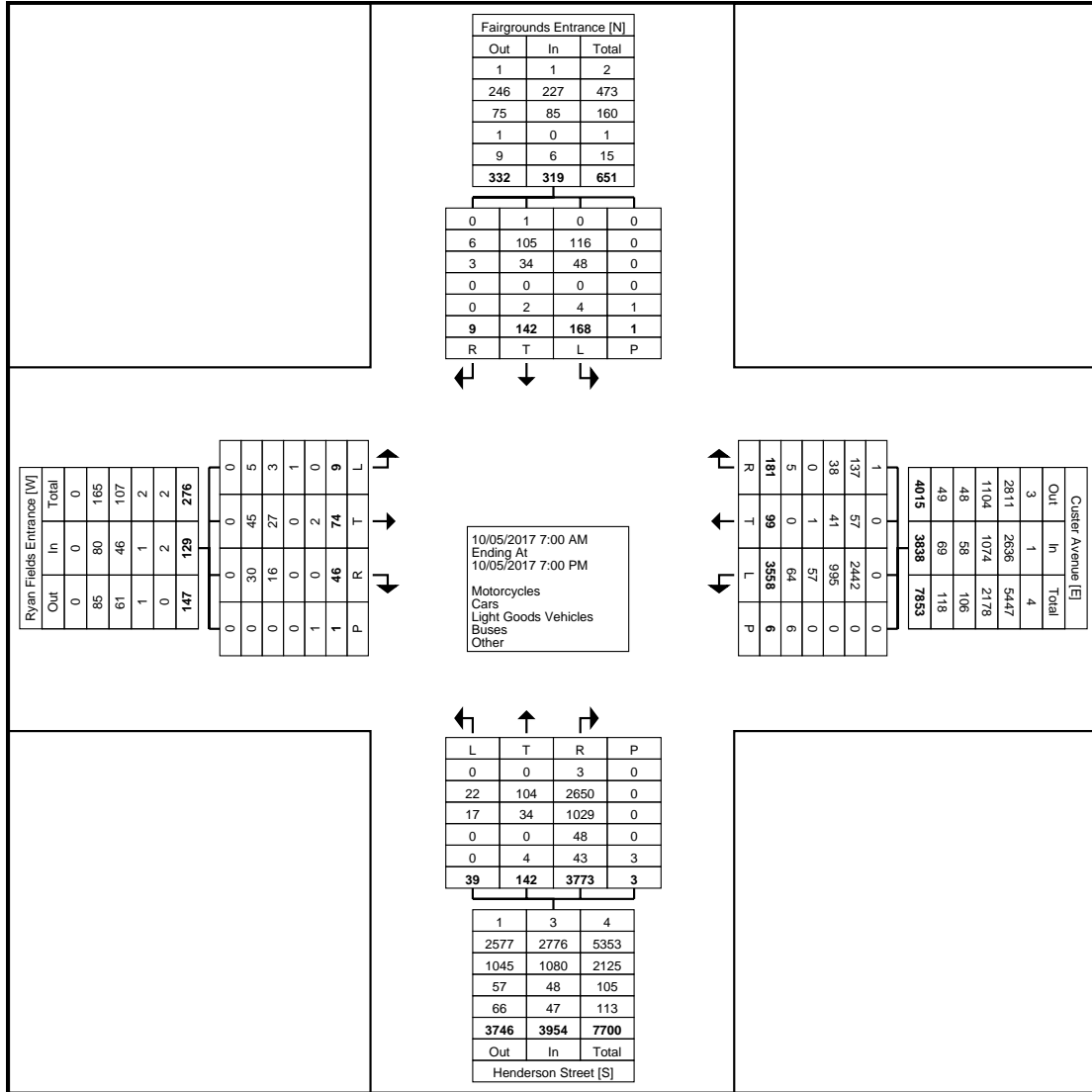
Total %	0.1	0.9	0.6	-	1.6	43.2	1.2	2.2	-	46.6	0.5	1.7	45.8	-	48.0	2.0	1.7	0.1	-	3.9	-
Motorcycles	0	0	0	-	0	0	0	1	-	1	0	0	3	-	3	0	1	0	-	1	5
% Motorcycles	0.0	0.0	0.0	-	0.0	0.0	0.0	0.6	-	0.0	0.0	0.0	0.1	-	0.1	0.0	0.7	0.0	-	0.3	0.1
Cars	5	45	30	-	80	2442	57	137	-	2636	22	104	2650	-	2776	116	105	6	-	227	5719
% Cars	55.6	60.8	65.2	-	62.0	68.6	57.6	75.7	-	68.7	56.4	73.2	70.2	-	70.2	69.0	73.9	66.7	-	71.2	69.4
Light Goods Vehicles	3	27	16	-	46	995	41	38	-	1074	17	34	1029	-	1080	48	34	3	-	85	2285
% Light Goods Vehicles	33.3	36.5	34.8	-	35.7	28.0	41.4	21.0	-	28.0	43.6	23.9	27.3	-	27.3	28.6	23.9	33.3	-	26.6	27.7
Buses	1	0	0	-	1	57	1	0	-	58	0	0	48	-	48	0	0	0	-	0	107
% Buses	11.1	0.0	0.0	-	0.8	1.6	1.0	0.0	-	1.5	0.0	0.0	1.3	-	1.2	0.0	0.0	0.0	-	0.0	1.3
Single-Unit Trucks	0	1	0	-	1	47	0	4	-	51	0	4	29	-	33	4	2	0	-	6	91
% Single-Unit Trucks	0.0	1.4	0.0	-	0.8	1.3	0.0	2.2	-	1.3	0.0	2.8	0.8	-	0.8	2.4	1.4	0.0	-	1.9	1.1
Articulated Trucks	0	0	0	-	0	17	0	1	-	18	0	0	14	-	14	0	0	0	-	0	32
% Articulated Trucks	0.0	0.0	0.0	-	0.0	0.5	0.0	0.6	-	0.5	0.0	0.0	0.4	-	0.4	0.0	0.0	0.0	-	0.0	0.4
Bicycles on Road	0	1	0	-	1	0	0	0	-	0	0	0	0	-	0	0	0	0	-	0	1
% Bicycles on Road	0.0	1.4	0.0	-	0.8	0.0	0.0	0.0	-	0.0	0.0	0.0	0.0	-	0.0	0.0	0.0	0.0	-	0.0	0.0
Bicycles on Crosswalk	-	-	-	0	-	-	-	-	1	-	-	-	-	0	-	-	-	-	0	-	-
% Bicycles on Crosswalk	-	-	-	0.0	-	-	-	-	16.7	-	-	-	-	0.0	-	-	-	-	0.0	-	-
Pedestrians	-	-	-	1	-	-	-	-	5	-	-	-	-	3	-	-	-	-	1	-	-
% Pedestrians	-	-	-	100.0	-	-	-	-	83.3	-	-	-	-	100.0	-	-	-	-	100.0	-	-



Robert Peccia & Associates
3147 Saddle Drive

Helena, Montana, United States 59601
406-447-5000 rstrandall@rpa-hln.com

Count Name: Henderson Street
TMC
Site Code: 11
Start Date: 10/05/2017
Page No: 3



Turning Movement Data Plot



Robert Peccia & Associates
3147 Saddle Drive

Helena, Montana, United States 59601
406-447-5000 srandall@rpa-hln.com

Count Name: Henderson Street
TMC
Site Code: 11
Start Date: 10/05/2017
Page No: 4

Turning Movement Peak Hour Data (7:30 AM)

Start Time	Ryan Fields Entrance Eastbound					Custer Avenue Westbound					Henderson Street Northbound					Fairgrounds Entrance Southbound					Int. Total
	Left	Thru	Right	Peds	App. Total	Left	Thru	Right	Peds	App. Total	Left	Thru	Right	Peds	App. Total	Left	Thru	Right	Peds	App. Total	
7:30 AM	0	1	0	0	1	179	0	6	0	185	0	1	80	0	81	3	2	0	0	5	272
7:45 AM	0	0	1	0	1	171	1	1	0	173	0	4	100	1	104	1	2	0	0	3	281
8:00 AM	0	1	0	0	1	73	1	2	0	76	0	2	108	0	110	1	1	0	0	2	189
8:15 AM	0	0	0	0	0	88	2	2	0	92	0	2	68	0	70	2	1	0	0	3	165
Total	0	2	1	0	3	511	4	11	0	526	0	9	356	1	365	7	6	0	0	13	907
Approach %	0.0	66.7	33.3	-	-	97.1	0.8	2.1	-	-	0.0	2.5	97.5	-	-	53.8	46.2	0.0	-	-	-
Total %	0.0	0.2	0.1	-	0.3	56.3	0.4	1.2	-	58.0	0.0	1.0	39.3	-	40.2	0.8	0.7	0.0	-	1.4	-
PHF	0.000	0.500	0.250	-	0.750	0.714	0.500	0.458	-	0.711	0.000	0.563	0.824	-	0.830	0.583	0.750	0.000	-	0.650	0.807
Motorcycles	0	0	0	-	0	0	0	0	-	0	0	0	0	-	0	0	0	0	-	0	0
% Motorcycles	-	0.0	0.0	-	0.0	0.0	0.0	0.0	-	0.0	-	0.0	0.0	-	0.0	0.0	0.0	-	-	0.0	0.0
Cars	0	1	0	-	1	350	3	6	-	359	0	7	254	-	261	5	2	0	-	7	628
% Cars	-	50.0	0.0	-	33.3	68.5	75.0	54.5	-	68.3	-	77.8	71.3	-	71.5	71.4	33.3	-	-	53.8	69.2
Light Goods Vehicles	0	1	1	-	2	139	1	3	-	143	0	2	87	-	89	1	3	0	-	4	238
% Light Goods Vehicles	-	50.0	100.0	-	66.7	27.2	25.0	27.3	-	27.2	-	22.2	24.4	-	24.4	14.3	50.0	-	-	30.8	26.2
Buses	0	0	0	-	0	12	0	0	-	12	0	0	13	-	13	0	0	0	-	0	25
% Buses	-	0.0	0.0	-	0.0	2.3	0.0	0.0	-	2.3	-	0.0	3.7	-	3.6	0.0	0.0	-	-	0.0	2.8
Single-Unit Trucks	0	0	0	-	0	6	0	2	-	8	0	0	1	-	1	1	1	0	-	2	11
% Single-Unit Trucks	-	0.0	0.0	-	0.0	1.2	0.0	18.2	-	1.5	-	0.0	0.3	-	0.3	14.3	16.7	-	-	15.4	1.2
Articulated Trucks	0	0	0	-	0	4	0	0	-	4	0	0	1	-	1	0	0	0	-	0	5
% Articulated Trucks	-	0.0	0.0	-	0.0	0.8	0.0	0.0	-	0.8	-	0.0	0.3	-	0.3	0.0	0.0	-	-	0.0	0.6
Bicycles on Road	0	0	0	-	0	0	0	0	-	0	0	0	0	-	0	0	0	0	-	0	0
% Bicycles on Road	-	0.0	0.0	-	0.0	0.0	0.0	0.0	-	0.0	-	0.0	0.0	-	0.0	0.0	0.0	-	-	0.0	0.0
Bicycles on Crosswalk	-	-	-	0	-	-	-	-	0	-	-	-	-	0	-	-	-	-	0	-	-
% Bicycles on Crosswalk	-	-	-	-	-	-	-	-	-	-	-	-	-	0.0	-	-	-	-	-	-	-
Pedestrians	-	-	-	0	-	-	-	-	0	-	-	-	-	1	-	-	-	-	0	-	-
% Pedestrians	-	-	-	-	-	-	-	-	-	-	-	-	-	100.0	-	-	-	-	-	-	-



Robert Peccia & Associates
3147 Saddle Drive

Helena, Montana, United States 59601
406-447-5000 srandall@rpa-hln.com

Count Name: Henderson Street
TMC
Site Code: 11
Start Date: 10/05/2017
Page No: 6

Turning Movement Peak Hour Data (3:00 PM)

Start Time	Ryan Fields Entrance Eastbound					Custer Avenue Westbound					Henderson Street Northbound					Fairgrounds Entrance Southbound					Int. Total
	Left	Thru	Right	Peds	App. Total	Left	Thru	Right	Peds	App. Total	Left	Thru	Right	Peds	App. Total	Left	Thru	Right	Peds	App. Total	
3:00 PM	0	2	2	0	4	71	1	6	0	78	0	2	122	0	124	5	11	0	0	16	222
3:15 PM	0	2	1	0	3	62	2	2	0	66	0	4	130	0	134	2	7	0	0	9	212
3:30 PM	1	2	0	0	3	106	1	3	0	110	1	4	135	0	140	1	6	0	0	7	260
3:45 PM	0	1	0	0	1	69	0	2	0	71	0	4	98	0	102	4	4	0	0	8	182
Total	1	7	3	0	11	308	4	13	0	325	1	14	485	0	500	12	28	0	0	40	876
Approach %	9.1	63.6	27.3	-	-	94.8	1.2	4.0	-	-	0.2	2.8	97.0	-	-	30.0	70.0	0.0	-	-	-
Total %	0.1	0.8	0.3	-	1.3	35.2	0.5	1.5	-	37.1	0.1	1.6	55.4	-	57.1	1.4	3.2	0.0	-	4.6	-
PHF	0.250	0.875	0.375	-	0.688	0.726	0.500	0.542	-	0.739	0.250	0.875	0.898	-	0.893	0.600	0.636	0.000	-	0.625	0.842
Motorcycles	0	0	0	-	0	0	0	0	-	0	0	0	0	-	0	0	0	0	-	0	0
% Motorcycles	0.0	0.0	0.0	-	0.0	0.0	0.0	0.0	-	0.0	0.0	0.0	0.0	-	0.0	0.0	0.0	-	-	0.0	0.0
Cars	1	3	2	-	6	219	2	12	-	233	1	7	341	-	349	6	23	0	-	29	617
% Cars	100.0	42.9	66.7	-	54.5	71.1	50.0	92.3	-	71.7	100.0	50.0	70.3	-	69.8	50.0	82.1	-	-	72.5	70.4
Light Goods Vehicles	0	2	1	-	3	78	2	1	-	81	0	7	121	-	128	6	5	0	-	11	223
% Light Goods Vehicles	0.0	28.6	33.3	-	27.3	25.3	50.0	7.7	-	24.9	0.0	50.0	24.9	-	25.6	50.0	17.9	-	-	27.5	25.5
Buses	0	0	0	-	0	4	0	0	-	4	0	0	19	-	19	0	0	0	-	0	23
% Buses	0.0	0.0	0.0	-	0.0	1.3	0.0	0.0	-	1.2	0.0	0.0	3.9	-	3.8	0.0	0.0	-	-	0.0	2.6
Single-Unit Trucks	0	1	0	-	1	6	0	0	-	6	0	0	3	-	3	0	0	0	-	0	10
% Single-Unit Trucks	0.0	14.3	0.0	-	9.1	1.9	0.0	0.0	-	1.8	0.0	0.0	0.6	-	0.6	0.0	0.0	-	-	0.0	1.1
Articulated Trucks	0	0	0	-	0	1	0	0	-	1	0	0	1	-	1	0	0	0	-	0	2
% Articulated Trucks	0.0	0.0	0.0	-	0.0	0.3	0.0	0.0	-	0.3	0.0	0.0	0.2	-	0.2	0.0	0.0	-	-	0.0	0.2
Bicycles on Road	0	1	0	-	1	0	0	0	-	0	0	0	0	-	0	0	0	0	-	0	1
% Bicycles on Road	0.0	14.3	0.0	-	9.1	0.0	0.0	0.0	-	0.0	0.0	0.0	0.0	-	0.0	0.0	0.0	-	-	0.0	0.1
Bicycles on Crosswalk	-	-	-	0	-	-	-	-	0	-	-	-	-	0	-	-	-	-	0	-	-
% Bicycles on Crosswalk	-	-	-	-	-	-	-	-	-	-	-	-	-	-	-	-	-	-	-	-	-
Pedestrians	-	-	-	0	-	-	-	-	0	-	-	-	-	0	-	-	-	-	0	-	-
% Pedestrians	-	-	-	-	-	-	-	-	-	-	-	-	-	-	-	-	-	-	-	-	-



Robert Peccia & Associates
3147 Saddle Drive

Helena, Montana, United States 59601
406-447-5000 srandall@rpa-hln.com

Count Name: Henderson Street
TMC
Site Code: 11
Start Date: 10/05/2017
Page No: 8

Turning Movement Peak Hour Data (4:45 PM)

Start Time	Ryan Fields Entrance Eastbound					Custer Avenue Westbound					Henderson Street Northbound					Fairgrounds Entrance Southbound					Int. Total
	Left	Thru	Right	Peds	App. Total	Left	Thru	Right	Peds	App. Total	Left	Thru	Right	Peds	App. Total	Left	Thru	Right	Peds	App. Total	
4:45 PM	0	4	1	0	5	106	4	8	0	118	2	3	138	0	143	3	1	0	0	4	270
5:00 PM	0	1	6	0	7	104	7	3	1	114	1	3	149	0	153	6	2	0	0	8	282
5:15 PM	0	4	1	1	5	100	8	8	1	116	3	7	125	1	135	4	3	0	0	7	263
5:30 PM	1	5	0	0	6	93	9	5	0	107	0	2	100	0	102	3	6	1	0	10	225
Total	1	14	8	1	23	403	28	24	2	455	6	15	512	1	533	16	12	1	0	29	1040
Approach %	4.3	60.9	34.8	-	-	88.6	6.2	5.3	-	-	1.1	2.8	96.1	-	-	55.2	41.4	3.4	-	-	-
Total %	0.1	1.3	0.8	-	2.2	38.8	2.7	2.3	-	43.8	0.6	1.4	49.2	-	51.3	1.5	1.2	0.1	-	2.8	-
PHF	0.250	0.700	0.333	-	0.821	0.950	0.778	0.750	-	0.964	0.500	0.536	0.859	-	0.871	0.667	0.500	0.250	-	0.725	0.922
Motorcycles	0	0	0	-	0	0	0	0	-	0	0	0	2	-	2	0	0	0	-	0	2
% Motorcycles	0.0	0.0	0.0	-	0.0	0.0	0.0	0.0	-	0.0	0.0	0.0	0.4	-	0.4	0.0	0.0	0.0	-	0.0	0.2
Cars	0	12	6	-	18	298	16	19	-	333	4	10	377	-	391	14	6	1	-	21	763
% Cars	0.0	85.7	75.0	-	78.3	73.9	57.1	79.2	-	73.2	66.7	66.7	73.6	-	73.4	87.5	50.0	100.0	-	72.4	73.4
Light Goods Vehicles	1	2	2	-	5	102	12	4	-	118	2	3	129	-	134	2	6	0	-	8	265
% Light Goods Vehicles	100.0	14.3	25.0	-	21.7	25.3	42.9	16.7	-	25.9	33.3	20.0	25.2	-	25.1	12.5	50.0	0.0	-	27.6	25.5
Buses	0	0	0	-	0	0	0	0	-	0	0	0	2	-	2	0	0	0	-	0	2
% Buses	0.0	0.0	0.0	-	0.0	0.0	0.0	0.0	-	0.0	0.0	0.0	0.4	-	0.4	0.0	0.0	0.0	-	0.0	0.2
Single-Unit Trucks	0	0	0	-	0	3	0	1	-	4	0	2	2	-	4	0	0	0	-	0	8
% Single-Unit Trucks	0.0	0.0	0.0	-	0.0	0.7	0.0	4.2	-	0.9	0.0	13.3	0.4	-	0.8	0.0	0.0	0.0	-	0.0	0.8
Articulated Trucks	0	0	0	-	0	0	0	0	-	0	0	0	0	-	0	0	0	0	-	0	0
% Articulated Trucks	0.0	0.0	0.0	-	0.0	0.0	0.0	0.0	-	0.0	0.0	0.0	0.0	-	0.0	0.0	0.0	0.0	-	0.0	0.0
Bicycles on Road	0	0	0	-	0	0	0	0	-	0	0	0	0	-	0	0	0	0	-	0	0
% Bicycles on Road	0.0	0.0	0.0	-	0.0	0.0	0.0	0.0	-	0.0	0.0	0.0	0.0	-	0.0	0.0	0.0	0.0	-	0.0	0.0
Bicycles on Crosswalk	-	-	-	0	-	-	-	-	0	-	-	-	-	0	-	-	-	-	0	-	-
% Bicycles on Crosswalk	-	-	-	0.0	-	-	-	-	0.0	-	-	-	-	0.0	-	-	-	-	-	-	-
Pedestrians	-	-	-	1	-	-	-	-	2	-	-	-	-	1	-	-	-	-	0	-	-
% Pedestrians	-	-	-	100.0	-	-	-	-	100.0	-	-	-	-	100.0	-	-	-	-	-	-	-



Robert Peccia & Associates
3147 Saddle Drive

Helena, Montana, United States 59601
406-447-5000 srandall@rpa-hln.com

Count Name: Green Meadow
Drive TMC
Site Code: 10
Start Date: 10/05/2017
Page No: 1

Turning Movement Data

Start Time	Custer Avenue Eastbound					Custer Avenue Westbound					Valley Drive Northbound					Green Meadow Drive Southbound					Int. Total
	Left	Thru	Right	Peds	App. Total	Left	Thru	Right	Peds	App. Total	Left	Thru	Right	Peds	App. Total	Left	Thru	Right	Peds	App. Total	
12:00 AM	4	2	0	0	6	0	4	4	0	8	0	0	0	0	0	1	0	2	0	3	17
12:15 AM	3	2	0	0	5	1	3	1	0	5	0	0	1	0	1	3	0	1	0	4	15
12:30 AM	1	4	0	0	5	1	4	1	0	6	0	0	1	0	1	0	0	1	0	1	13
12:45 AM	0	3	0	0	3	0	1	1	0	2	0	0	0	1	0	2	0	0	0	2	7
Hourly Total	8	11	0	0	19	2	12	7	0	21	0	0	2	1	2	6	0	4	0	10	52
1:00 AM	1	2	0	0	3	1	1	2	0	4	0	0	0	0	0	0	0	1	0	1	8
1:15 AM	1	0	0	0	1	0	3	1	0	4	0	1	0	0	1	1	0	1	0	2	8
1:30 AM	0	0	0	0	0	0	3	0	0	3	0	0	0	0	0	0	0	0	0	0	3
1:45 AM	1	0	0	0	1	0	3	2	0	5	0	0	0	0	0	0	0	1	0	1	7
Hourly Total	3	2	0	0	5	1	10	5	0	16	0	1	0	0	1	1	0	3	0	4	26
2:00 AM	2	3	0	0	5	1	2	1	0	4	0	1	0	0	1	1	0	1	0	2	12
2:15 AM	1	1	0	0	2	0	1	0	0	1	0	0	0	0	0	1	0	1	0	2	5
2:30 AM	1	0	0	0	1	1	2	1	0	4	0	0	0	0	0	0	0	0	0	0	5
2:45 AM	0	3	0	0	3	0	4	1	0	5	0	0	0	0	0	1	0	0	0	1	9
Hourly Total	4	7	0	0	11	2	9	3	0	14	0	1	0	0	1	3	0	2	0	5	31
3:00 AM	1	0	0	0	1	0	0	1	0	1	0	0	0	0	0	0	1	0	0	1	3
3:15 AM	1	0	0	0	1	1	0	1	0	2	0	0	0	0	0	0	1	1	0	2	5
3:30 AM	0	2	0	0	2	0	0	0	0	0	0	1	0	0	1	0	0	0	0	0	3
3:45 AM	0	2	0	0	2	0	2	0	0	2	0	0	0	0	0	1	0	1	0	2	6
Hourly Total	2	4	0	0	6	1	2	2	0	5	0	1	0	0	1	1	2	2	0	5	17
4:00 AM	1	4	0	0	5	1	1	0	0	2	0	0	0	0	0	0	0	1	0	1	8
4:15 AM	0	4	0	0	4	1	4	2	0	7	0	0	3	0	3	0	0	0	0	0	14
4:30 AM	0	2	0	0	2	1	4	1	0	6	0	0	0	0	0	1	0	1	0	2	10
4:45 AM	0	4	0	0	4	1	3	1	0	5	0	0	2	1	2	1	1	4	0	6	17
Hourly Total	1	14	0	0	15	4	12	4	0	20	0	0	5	1	5	2	1	6	0	9	49
5:00 AM	1	5	0	0	6	2	5	0	0	7	0	0	0	2	0	7	0	2	0	9	22
5:15 AM	0	5	0	0	5	2	5	1	0	8	0	0	3	0	3	2	0	4	0	6	22
5:30 AM	1	10	0	0	11	0	15	1	0	16	0	0	2	0	2	10	0	9	0	19	48
5:45 AM	1	22	0	0	23	4	20	3	0	27	0	0	0	1	0	11	5	12	0	28	78
Hourly Total	3	42	0	0	45	8	45	5	0	58	0	0	5	3	5	30	5	27	0	62	170
6:00 AM	1	12	0	0	13	9	18	1	0	28	1	3	4	0	8	4	5	7	0	16	65
6:15 AM	5	25	0	0	30	0	18	1	0	19	0	2	0	0	2	17	3	17	0	37	88
6:30 AM	4	21	0	1	25	4	35	4	0	43	1	2	6	1	9	18	3	25	0	46	123
6:45 AM	12	26	1	0	39	13	46	9	0	68	0	1	4	0	5	41	11	44	0	96	208
Hourly Total	22	84	1	1	107	26	117	15	0	158	2	8	14	1	24	80	22	93	0	195	484
7:00 AM	8	38	2	1	48	53	48	11	2	112	0	11	26	1	37	36	54	25	0	115	312
7:15 AM	7	43	0	0	50	43	80	9	0	132	0	7	23	2	30	52	31	42	0	125	337
7:30 AM	12	56	2	0	70	34	95	10	0	139	0	6	22	2	28	45	29	91	0	165	402
7:45 AM	29	76	6	3	111	63	88	17	0	168	0	8	37	2	45	46	58	53	0	157	481
Hourly Total	56	213	10	4	279	193	311	47	2	551	0	32	108	7	140	179	172	211	0	562	1532
8:00 AM	35	63	7	0	105	81	45	19	1	145	3	14	39	0	56	43	92	26	0	161	467
8:15 AM	12	61	0	0	73	25	60	19	0	104	1	9	30	0	40	31	13	32	0	76	293
8:30 AM	15	52	0	0	67	5	52	19	0	76	0	1	1	1	2	42	8	16	0	66	211
8:45 AM	12	53	0	5	65	7	53	22	0	82	1	2	4	0	7	37	6	19	0	62	216
Hourly Total	74	229	7	5	310	118	210	79	1	407	5	26	74	1	105	153	119	93	0	365	1187
9:00 AM	7	39	0	3	46	14	41	14	0	69	0	0	9	1	9	29	10	17	0	56	180
9:15 AM	12	39	0	0	51	4	28	12	0	44	0	0	8	0	8	31	1	12	0	44	147
9:30 AM	10	45	1	0	56	6	43	16	0	65	0	2	4	0	6	30	2	21	0	53	180
9:45 AM	9	61	0	0	70	5	41	14	0	60	0	0	6	1	6	34	1	19	0	54	190
Hourly Total	38	184	1	3	223	29	153	56	0	238	0	2	27	2	29	124	14	69	0	207	697
10:00 AM	13	36	0	0	49	3	46	19	0	68	0	1	5	1	6	24	1	15	0	40	163
10:15 AM	11	46	0	0	57	5	50	17	0	72	1	6	11	0	18	27	0	11	0	38	185
10:30 AM	7	43	0	0	50	1	53	15	0	69	0	1	3	0	4	19	1	10	0	30	153
10:45 AM	10	53	2	0	65	6	47	14	0	67	0	1	11	0	12	18	4	11	0	33	177
Hourly Total	41	178	2	0	221	15	196	65	0	276	1	9	30	1	40	88	6	47	0	141	678
11:00 AM	11	59	2	0	72	4	50	16	0	70	1	3	13	2	17	21	2	11	0	34	193
11:15 AM	11	58	0	0	69	3	38	28	0	69	0	2	11	0	13	23	0	10	0	33	184
11:30 AM	12	62	0	0	74	4	55	22	0	81	0	1	12	0	13	17	2	11	0	30	198
11:45 AM	8	62	0	1	70	19	51	22	0	92	2	1	8	1	11	22	3	10	0	35	208
Hourly Total	42	241	2	1	285	30	194	88	0	312	3	7	44	3	54	83	7	42	0	132	783
12:00 PM	12	58	0	8	70	11	60	33	0	104	1	28	46	2	75	28	10	9	0	47	296
12:15 PM	15	68	2	7	85	33	51	21	0	105	0	2	9	1	11	41	27	14	1	82	283

12:30 PM	16	51	0	4	67	10	52	22	0	84	2	5	17	2	24	21	5	12	0	38	213
12:45 PM	8	56	1	1	65	9	52	26	0	87	2	2	14	1	18	29	0	23	0	52	222
Hourly Total	51	233	3	20	287	63	215	102	0	380	5	37	86	6	128	119	42	58	1	219	1014
1:00 PM	14	62	1	0	77	7	59	23	0	89	0	3	9	2	12	26	2	17	0	45	223
1:15 PM	13	57	2	0	72	10	60	25	1	95	0	4	23	0	27	28	1	16	0	45	239
1:30 PM	15	66	0	0	81	7	62	26	0	95	0	8	20	1	28	24	3	10	0	37	241
1:45 PM	13	68	2	0	83	5	53	27	0	85	0	0	8	0	8	24	0	13	0	37	213
Hourly Total	55	253	5	0	313	29	234	101	1	364	0	15	60	3	75	102	6	56	0	164	916
2:00 PM	17	53	0	1	70	11	68	32	0	111	0	2	8	1	10	23	7	12	0	42	233
2:15 PM	28	63	1	2	92	23	68	31	1	122	1	22	38	3	61	20	4	15	0	39	314
2:30 PM	23	78	0	1	101	18	82	28	0	128	0	18	51	0	69	31	3	20	0	54	352
2:45 PM	23	59	2	8	84	14	67	19	0	100	1	5	18	0	24	23	1	21	0	45	253
Hourly Total	91	253	3	12	347	66	285	110	1	461	2	47	115	4	164	97	15	68	0	180	1152
3:00 PM	57	65	0	6	122	29	56	35	0	120	1	8	22	2	31	33	8	18	0	59	332
3:15 PM	46	80	3	8	129	29	60	26	2	115	2	32	51	9	85	26	9	12	0	47	376
3:30 PM	45	86	3	1	134	26	73	49	0	148	1	21	40	1	62	26	11	30	0	67	411
3:45 PM	34	78	1	0	113	18	66	43	0	127	1	5	36	0	42	21	7	14	0	42	324
Hourly Total	182	309	7	15	498	102	255	153	2	510	5	66	149	12	220	106	35	74	0	215	1443
4:00 PM	41	85	0	1	126	11	69	35	0	115	0	6	24	0	30	27	3	20	0	50	321
4:15 PM	33	70	0	0	103	7	76	38	0	121	0	3	9	2	12	23	4	19	0	46	282
4:30 PM	40	103	0	2	143	8	73	50	1	131	0	8	7	0	15	27	6	14	0	47	336
4:45 PM	54	90	1	2	145	17	95	50	0	162	2	4	25	0	31	39	4	28	0	71	409
Hourly Total	168	348	1	5	517	43	313	173	1	529	2	21	65	2	88	116	17	81	0	214	1348
5:00 PM	46	109	1	0	156	18	86	43	0	147	0	7	17	2	24	24	6	23	0	53	380
5:15 PM	58	76	2	0	136	27	83	63	0	173	1	10	25	1	36	26	8	32	0	66	411
5:30 PM	29	86	2	1	117	23	82	43	0	148	0	10	20	4	30	25	7	17	0	49	344
5:45 PM	27	65	1	0	93	44	71	34	0	149	1	11	31	1	43	42	16	19	0	77	362
Hourly Total	160	336	6	1	502	112	322	183	0	617	2	38	93	8	133	117	37	91	0	245	1497
6:00 PM	23	71	0	0	94	53	52	35	1	140	1	33	56	0	90	28	21	12	0	61	385
6:15 PM	27	39	3	0	69	46	55	33	0	134	2	13	19	2	34	16	26	20	0	62	299
6:30 PM	19	57	1	0	77	32	53	22	0	107	0	12	9	1	21	21	11	13	0	45	250
6:45 PM	15	40	1	0	56	16	49	24	1	89	0	11	15	0	26	24	14	20	0	58	229
Hourly Total	84	207	5	0	296	147	209	114	2	470	3	69	99	3	171	89	72	65	0	226	1163
7:00 PM	26	55	1	0	82	18	69	21	1	108	0	3	7	0	10	18	5	17	0	40	240
7:15 PM	24	50	0	0	74	2	35	23	0	60	1	19	46	1	66	13	6	11	0	30	230
7:30 PM	37	61	0	0	98	2	50	25	0	77	0	27	70	1	97	17	3	8	0	28	300
7:45 PM	5	33	0	0	38	4	32	18	0	54	0	3	8	0	11	12	1	5	0	18	121
Hourly Total	92	199	1	0	292	26	186	87	1	299	1	52	131	2	184	60	15	41	0	116	891
8:00 PM	23	31	0	0	54	3	26	18	0	47	0	1	7	1	8	9	1	11	0	21	130
8:15 PM	9	18	0	0	27	4	40	16	0	60	0	3	2	0	5	10	0	9	0	19	111
8:30 PM	8	24	0	0	32	4	32	16	0	52	0	3	2	0	5	3	3	4	0	10	99
8:45 PM	6	25	0	0	31	8	25	10	0	43	0	2	4	0	6	6	2	1	0	9	89
Hourly Total	46	98	0	0	144	19	123	60	0	202	0	9	15	1	24	28	6	25	0	59	429
9:00 PM	6	24	0	0	30	4	21	17	0	42	1	11	18	0	30	3	7	7	0	17	119
9:15 PM	15	18	0	0	33	2	26	19	0	47	0	4	5	0	9	7	2	7	0	16	105
9:30 PM	5	18	0	0	23	3	25	11	0	39	0	4	1	0	5	6	2	5	0	13	80
9:45 PM	11	15	0	0	26	2	23	13	0	38	0	0	0	1	0	11	1	4	0	16	80
Hourly Total	37	75	0	0	112	11	95	60	0	166	1	19	24	1	44	27	12	23	0	62	384
10:00 PM	1	8	0	0	9	2	15	9	0	26	0	0	2	0	2	4	0	4	0	8	45
10:15 PM	2	9	1	0	12	1	13	3	0	17	1	0	0	0	1	8	1	2	0	11	41
10:30 PM	6	6	0	0	12	0	8	9	0	17	0	1	3	0	4	0	0	3	0	3	36
10:45 PM	1	8	0	0	9	1	9	7	0	17	0	0	0	0	0	1	1	2	0	4	30
Hourly Total	10	31	1	0	42	4	45	28	0	77	1	1	5	0	7	13	2	11	0	26	152
11:00 PM	6	5	0	0	11	0	8	0	0	8	0	0	0	0	0	0	0	5	0	5	24
11:15 PM	3	3	0	0	6	0	7	2	0	9	0	2	0	0	2	3	1	3	0	7	24
11:30 PM	0	5	0	0	5	0	9	5	0	14	0	0	0	0	0	0	0	0	0	0	19
11:45 PM	1	4	0	0	5	0	6	4	0	10	0	0	0	0	0	1	0	2	0	3	18
Hourly Total	10	17	0	0	27	0	30	11	0	41	0	2	0	0	2	4	1	10	0	15	85
Grand Total	1280	3568	55	67	4903	1051	3583	1558	11	6192	33	463	1151	62	1647	1628	608	1202	1	3438	16180
Approach %	26.1	72.8	1.1	-	-	17.0	57.9	25.2	-	-	2.0	28.1	69.9	-	-	47.4	17.7	35.0	-	-	-
Total %	7.9	22.1	0.3	-	30.3	6.5	22.1	9.6	-	38.3	0.2	2.9	7.1	-	10.2	10.1	3.8	7.4	-	21.2	-
Motorcycles	1	2	0	-	3	1	1	0	-	2	0	1	0	-	1	3	0	1	-	4	10
% Motorcycles	0.1	0.1	0.0	-	0.1	0.1	0.0	0.0	-	0.0	0.0	0.2	0.0	-	0.1	0.2	0.0	0.1	-	0.1	0.1
Cars	846	2422	36	-	3304	774	2434	1106	-	4314	20	329	836	-	1185	1081	432	832	-	2345	11148
% Cars	66.1	67.9	65.5	-	67.4	73.6	67.9	71.0	-	69.7	60.6	71.1	72.6	-	71.9	66.4	71.1	69.2	-	68.2	68.9
Light Goods Vehicles	399	1074	16	-	1489	254	1046	425	-	1725	12	128	292	-	432	521	170	345	-	1036	4682
% Light Goods Vehicles	31.2	30.1	29.1	-	30.4	24.2	29.2	27.3	-	27.9	36.4	27.6	25.4	-	26.2	32.0	28.0	28.7	-	30.1	28.9
Buses	16	36	2	-	54	11	48	11	-	70	0	4	11	-	15	1	2	10	-	13	152
% Buses	1.3	1.0	3.6	-	1.1	1.0	1.3	0.7	-	1.1	0.0	0.9	1.0	-	0.9	0.1	0.3	0.8	-	0.4	0.9
Single-Unit Trucks	12	22	1	-	35	9	41	14	-	64	1	0	10	-	11	20	3	11	-	34	144
% Single-Unit Trucks	0.9	0.6	1.8	-	0.7	0.9	1.1	0.9	-	1.0	3.0	0.0	0.9	-	0.7	1.2	0.5	0.9	-	1.0	0.9
Articulated Trucks	6	12	0	-	18	2	13	2	-	17	0	0	2	-	2	2	0	3	-	5	42
% Articulated Trucks	0.5	0.3	0.0	-	0.4	0.2	0.4	0.1	-	0.3	0.0	0.0	0.2	-	0.1	0.1	0.0	0.2	-	0.1	0.3

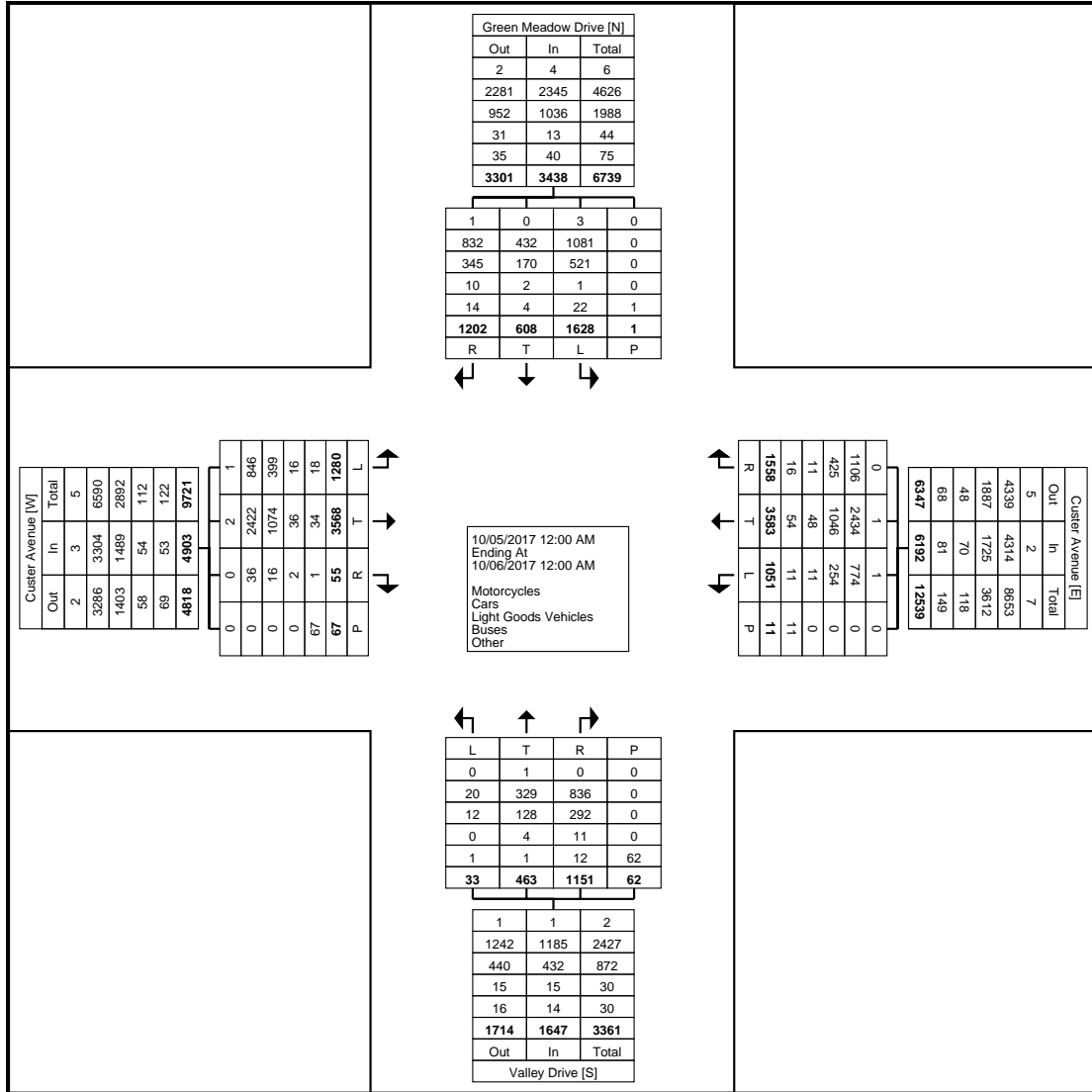
Bicycles on Road	0	0	0	-	0	0	0	0	-	0	0	1	0	-	1	0	1	0	-	1	2
% Bicycles on Road	0.0	0.0	0.0	-	0.0	0.0	0.0	0.0	-	0.0	0.0	0.2	0.0	-	0.1	0.0	0.2	0.0	-	0.0	0.0
Bicycles on Crosswalk	-	-	-	6	-	-	-	-	1	-	-	-	-	11	-	-	-	-	0	-	-
% Bicycles on Crosswalk	-	-	-	9.0	-	-	-	-	9.1	-	-	-	-	17.7	-	-	-	-	0.0	-	-
Pedestrians	-	-	-	61	-	-	-	-	10	-	-	-	-	51	-	-	-	-	1	-	-
% Pedestrians	-	-	-	91.0	-	-	-	-	90.9	-	-	-	-	82.3	-	-	-	-	100.0	-	-



Robert Peccia & Associates
3147 Saddle Drive

Helena, Montana, United States 59601
406-447-5000 srandall@rpa-hln.com

Count Name: Green Meadow
Drive TMC
Site Code: 10
Start Date: 10/05/2017
Page No: 4



Turning Movement Data Plot



Robert Peccia & Associates
3147 Saddle Drive

Helena, Montana, United States 59601
406-447-5000 srandall@rpa-hln.com

Count Name: Green Meadow
Drive TMC
Site Code: 10
Start Date: 10/05/2017
Page No: 5

Turning Movement Peak Hour Data (7:30 AM)

Start Time	Custer Avenue Eastbound					Custer Avenue Westbound					Valley Drive Northbound					Green Meadow Drive Southbound					Int. Total	
	Left	Thru	Right	Peds	App. Total	Left	Thru	Right	Peds	App. Total	Left	Thru	Right	Peds	App. Total	Left	Thru	Right	Peds	App. Total		
7:30 AM	12	56	2	0	70	34	95	10	0	139	0	6	22	2	28	45	29	91	0	165	402	
7:45 AM	29	76	6	3	111	63	88	17	0	168	0	8	37	2	45	46	58	53	0	157	481	
8:00 AM	35	63	7	0	105	81	45	19	1	145	3	14	39	0	56	43	92	26	0	161	467	
8:15 AM	12	61	0	0	73	25	60	19	0	104	1	9	30	0	40	31	13	32	0	76	293	
Total	88	256	15	3	359	203	288	65	1	556	4	37	128	4	169	165	192	202	0	559	1643	
Approach %	24.5	71.3	4.2	-	-	36.5	51.8	11.7	-	-	2.4	21.9	75.7	-	-	29.5	34.3	36.1	-	-	-	
Total %	5.4	15.6	0.9	-	21.9	12.4	17.5	4.0	-	33.8	0.2	2.3	7.8	-	10.3	10.0	11.7	12.3	-	34.0	-	
PHF	0.629	0.842	0.536	-	0.809	0.627	0.758	0.855	-	0.827	0.333	0.661	0.821	-	0.754	0.897	0.522	0.555	-	0.847	0.854	
Motorcycles	0	0	0	-	0	0	1	0	-	1	0	0	0	-	0	0	0	0	-	0	0	1
% Motorcycles	0.0	0.0	0.0	-	0.0	0.0	0.3	0.0	-	0.2	0.0	0.0	0.0	-	0.0	0.0	0.0	0.0	-	0.0	0.0	0.1
Cars	68	165	10	-	243	156	188	36	-	380	3	27	84	-	114	112	132	139	-	383	1120	
% Cars	77.3	64.5	66.7	-	67.7	76.8	65.3	55.4	-	68.3	75.0	73.0	65.6	-	67.5	67.9	68.8	68.8	-	68.5	68.2	
Light Goods Vehicles	19	78	3	-	100	46	85	26	-	157	1	10	34	-	45	52	57	55	-	164	466	
% Light Goods Vehicles	21.6	30.5	20.0	-	27.9	22.7	29.5	40.0	-	28.2	25.0	27.0	26.6	-	26.6	31.5	29.7	27.2	-	29.3	28.4	
Buses	1	12	1	-	14	0	5	2	-	7	0	0	6	-	6	0	2	7	-	9	36	
% Buses	1.1	4.7	6.7	-	3.9	0.0	1.7	3.1	-	1.3	0.0	0.0	4.7	-	3.6	0.0	1.0	3.5	-	1.6	2.2	
Single-Unit Trucks	0	0	1	-	1	0	6	1	-	7	0	0	2	-	2	1	0	0	-	1	11	
% Single-Unit Trucks	0.0	0.0	6.7	-	0.3	0.0	2.1	1.5	-	1.3	0.0	0.0	1.6	-	1.2	0.6	0.0	0.0	-	0.2	0.7	
Articulated Trucks	0	1	0	-	1	1	3	0	-	4	0	0	2	-	2	0	0	1	-	1	8	
% Articulated Trucks	0.0	0.4	0.0	-	0.3	0.5	1.0	0.0	-	0.7	0.0	0.0	1.6	-	1.2	0.0	0.0	0.5	-	0.2	0.5	
Bicycles on Road	0	0	0	-	0	0	0	0	-	0	0	0	0	-	0	0	1	0	-	1	1	
% Bicycles on Road	0.0	0.0	0.0	-	0.0	0.0	0.0	0.0	-	0.0	0.0	0.0	0.0	-	0.0	0.0	0.5	0.0	-	0.2	0.1	
Bicycles on Crosswalk	-	-	-	2	-	-	-	-	0	-	-	-	-	1	-	-	-	-	0	-	-	
% Bicycles on Crosswalk	-	-	-	66.7	-	-	-	-	0.0	-	-	-	-	25.0	-	-	-	-	-	-	-	
Pedestrians	-	-	-	1	-	-	-	-	1	-	-	-	-	3	-	-	-	-	0	-	-	
% Pedestrians	-	-	-	33.3	-	-	-	-	100.0	-	-	-	-	75.0	-	-	-	-	-	-	-	



Robert Peccia & Associates
3147 Saddle Drive

Helena, Montana, United States 59601
406-447-5000 srandall@rpa-hln.com

Count Name: Green Meadow
Drive TMC
Site Code: 10
Start Date: 10/05/2017
Page No: 7

Turning Movement Peak Hour Data (3:00 PM)

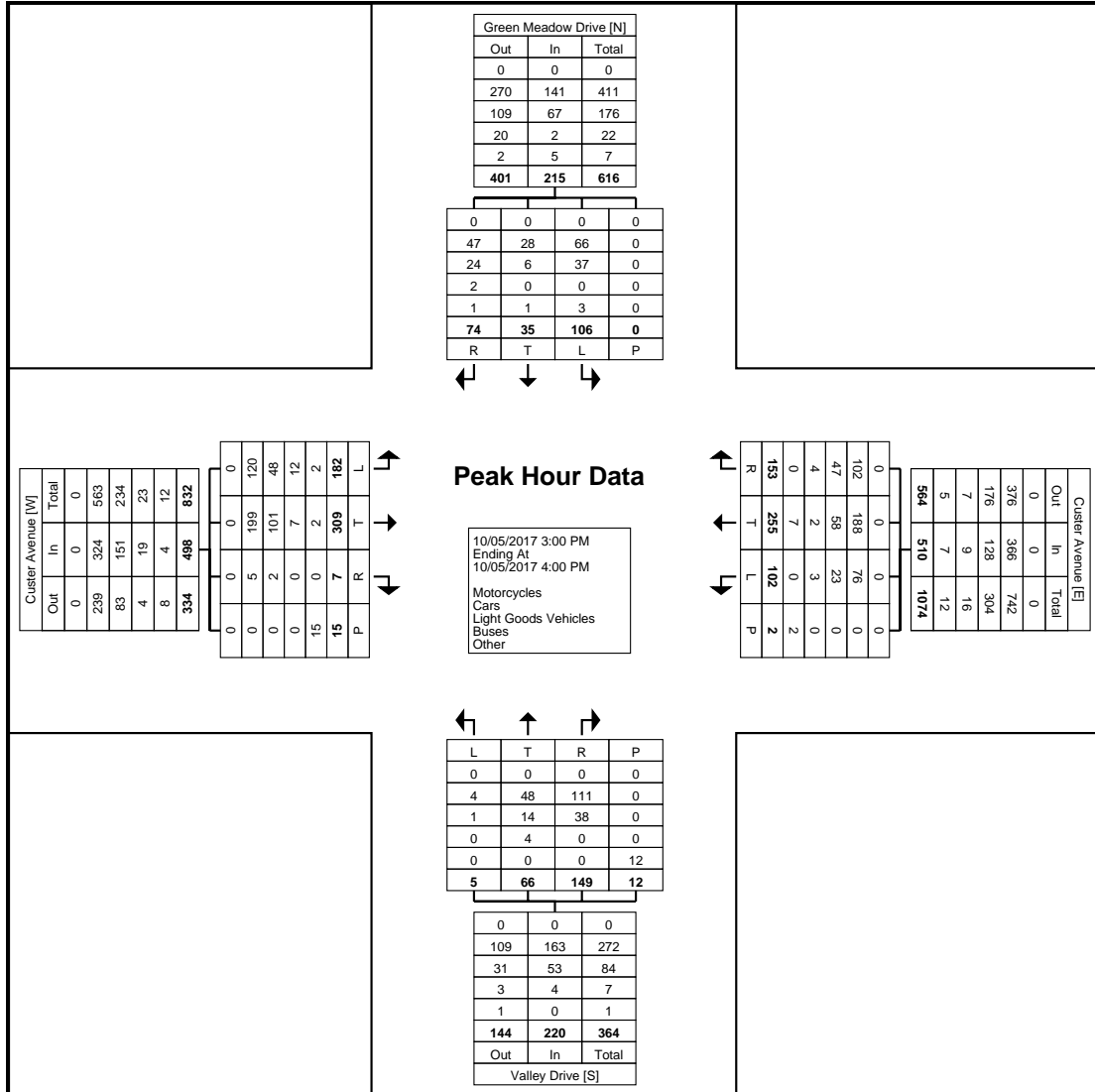
Start Time	Custer Avenue Eastbound					Custer Avenue Westbound					Valley Drive Northbound					Green Meadow Drive Southbound					Int. Total
	Left	Thru	Right	Peds	App. Total	Left	Thru	Right	Peds	App. Total	Left	Thru	Right	Peds	App. Total	Left	Thru	Right	Peds	App. Total	
3:00 PM	57	65	0	6	122	29	56	35	0	120	1	8	22	2	31	33	8	18	0	59	332
3:15 PM	46	80	3	8	129	29	60	26	2	115	2	32	51	9	85	26	9	12	0	47	376
3:30 PM	45	86	3	1	134	26	73	49	0	148	1	21	40	1	62	26	11	30	0	67	411
3:45 PM	34	78	1	0	113	18	66	43	0	127	1	5	36	0	42	21	7	14	0	42	324
Total	182	309	7	15	498	102	255	153	2	510	5	66	149	12	220	106	35	74	0	215	1443
Approach %	36.5	62.0	1.4	-	-	20.0	50.0	30.0	-	-	2.3	30.0	67.7	-	-	49.3	16.3	34.4	-	-	-
Total %	12.6	21.4	0.5	-	34.5	7.1	17.7	10.6	-	35.3	0.3	4.6	10.3	-	15.2	7.3	2.4	5.1	-	14.9	-
PHF	0.798	0.898	0.583	-	0.929	0.879	0.873	0.781	-	0.861	0.625	0.516	0.730	-	0.647	0.803	0.795	0.617	-	0.802	0.878
Motorcycles	0	0	0	-	0	0	0	0	-	0	0	0	0	-	0	0	0	0	-	0	0
% Motorcycles	0.0	0.0	0.0	-	0.0	0.0	0.0	0.0	-	0.0	0.0	0.0	0.0	-	0.0	0.0	0.0	0.0	-	0.0	0.0
Cars	120	199	5	-	324	76	188	102	-	366	4	48	111	-	163	66	28	47	-	141	994
% Cars	65.9	64.4	71.4	-	65.1	74.5	73.7	66.7	-	71.8	80.0	72.7	74.5	-	74.1	62.3	80.0	63.5	-	65.6	68.9
Light Goods Vehicles	48	101	2	-	151	23	58	47	-	128	1	14	38	-	53	37	6	24	-	67	399
% Light Goods Vehicles	26.4	32.7	28.6	-	30.3	22.5	22.7	30.7	-	25.1	20.0	21.2	25.5	-	24.1	34.9	17.1	32.4	-	31.2	27.7
Buses	12	7	0	-	19	3	2	4	-	9	0	4	0	-	4	0	0	2	-	2	34
% Buses	6.6	2.3	0.0	-	3.8	2.9	0.8	2.6	-	1.8	0.0	6.1	0.0	-	1.8	0.0	0.0	2.7	-	0.9	2.4
Single-Unit Trucks	1	1	0	-	2	0	6	0	-	6	0	0	0	-	0	1	1	0	-	2	10
% Single-Unit Trucks	0.5	0.3	0.0	-	0.4	0.0	2.4	0.0	-	1.2	0.0	0.0	0.0	-	0.0	0.9	2.9	0.0	-	0.9	0.7
Articulated Trucks	1	1	0	-	2	0	1	0	-	1	0	0	0	-	0	2	0	1	-	3	6
% Articulated Trucks	0.5	0.3	0.0	-	0.4	0.0	0.4	0.0	-	0.2	0.0	0.0	0.0	-	0.0	1.9	0.0	1.4	-	1.4	0.4
Bicycles on Road	0	0	0	-	0	0	0	0	-	0	0	0	0	-	0	0	0	0	-	0	0
% Bicycles on Road	0.0	0.0	0.0	-	0.0	0.0	0.0	0.0	-	0.0	0.0	0.0	0.0	-	0.0	0.0	0.0	0.0	-	0.0	0.0
Bicycles on Crosswalk	-	-	-	1	-	-	-	-	0	-	-	-	-	2	-	-	-	-	0	-	-
% Bicycles on Crosswalk	-	-	-	6.7	-	-	-	-	0.0	-	-	-	-	16.7	-	-	-	-	-	-	-
Pedestrians	-	-	-	14	-	-	-	-	2	-	-	-	-	10	-	-	-	-	0	-	-
% Pedestrians	-	-	-	93.3	-	-	-	-	100.0	-	-	-	-	83.3	-	-	-	-	-	-	-



Robert Peccia & Associates
3147 Saddle Drive

Helena, Montana, United States 59601
406-447-5000 rstrandall@rpa-hln.com

Count Name: Green Meadow
Drive TMC
Site Code: 10
Start Date: 10/05/2017
Page No: 8



Turning Movement Peak Hour Data Plot (3:00 PM)



Robert Peccia & Associates
3147 Saddle Drive

Helena, Montana, United States 59601
406-447-5000 srandall@rpa-hln.com

Count Name: Green Meadow
Drive TMC
Site Code: 10
Start Date: 10/05/2017
Page No: 9

Turning Movement Peak Hour Data (4:45 PM)

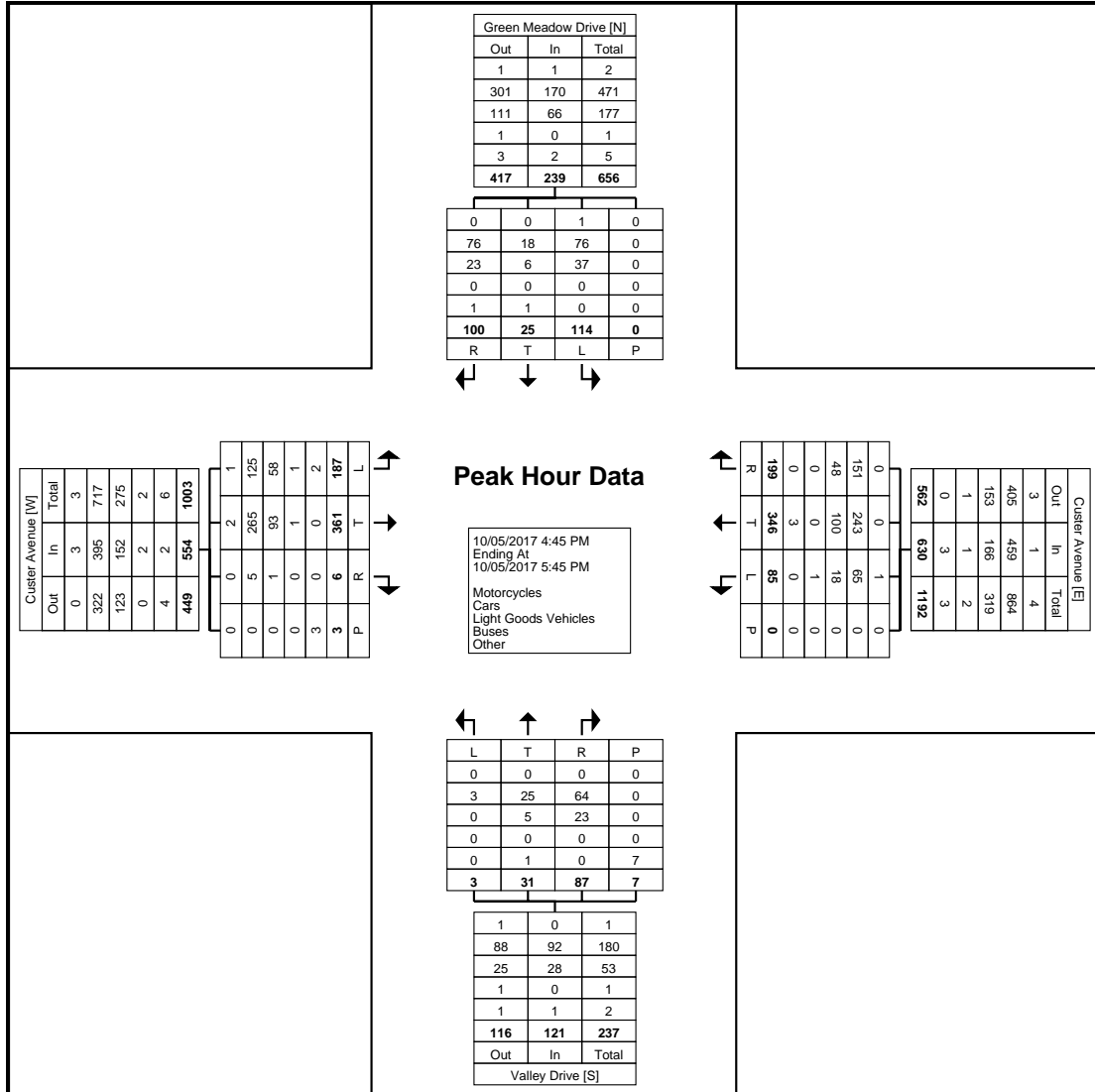
Start Time	Custer Avenue Eastbound					Custer Avenue Westbound					Valley Drive Northbound					Green Meadow Drive Southbound					Int. Total
	Left	Thru	Right	Peds	App. Total	Left	Thru	Right	Peds	App. Total	Left	Thru	Right	Peds	App. Total	Left	Thru	Right	Peds	App. Total	
4:45 PM	54	90	1	2	145	17	95	50	0	162	2	4	25	0	31	39	4	28	0	71	409
5:00 PM	46	109	1	0	156	18	86	43	0	147	0	7	17	2	24	24	6	23	0	53	380
5:15 PM	58	76	2	0	136	27	83	63	0	173	1	10	25	1	36	26	8	32	0	66	411
5:30 PM	29	86	2	1	117	23	82	43	0	148	0	10	20	4	30	25	7	17	0	49	344
Total	187	361	6	3	554	85	346	199	0	630	3	31	87	7	121	114	25	100	0	239	1544
Approach %	33.8	65.2	1.1	-	-	13.5	54.9	31.6	-	-	2.5	25.6	71.9	-	-	47.7	10.5	41.8	-	-	-
Total %	12.1	23.4	0.4	-	35.9	5.5	22.4	12.9	-	40.8	0.2	2.0	5.6	-	7.8	7.4	1.6	6.5	-	15.5	-
PHF	0.806	0.828	0.750	-	0.888	0.787	0.911	0.790	-	0.910	0.375	0.775	0.870	-	0.840	0.731	0.781	0.781	-	0.842	0.939
Motorcycles	1	2	0	-	3	1	0	0	-	1	0	0	0	-	0	1	0	0	-	1	5
% Motorcycles	0.5	0.6	0.0	-	0.5	1.2	0.0	0.0	-	0.2	0.0	0.0	0.0	-	0.0	0.9	0.0	0.0	-	0.4	0.3
Cars	125	265	5	-	395	65	243	151	-	459	3	25	64	-	92	76	18	76	-	170	1116
% Cars	66.8	73.4	83.3	-	71.3	76.5	70.2	75.9	-	72.9	100.0	80.6	73.6	-	76.0	66.7	72.0	76.0	-	71.1	72.3
Light Goods Vehicles	58	93	1	-	152	18	100	48	-	166	0	5	23	-	28	37	6	23	-	66	412
% Light Goods Vehicles	31.0	25.8	16.7	-	27.4	21.2	28.9	24.1	-	26.3	0.0	16.1	26.4	-	23.1	32.5	24.0	23.0	-	27.6	26.7
Buses	1	1	0	-	2	1	0	0	-	1	0	0	0	-	0	0	0	0	-	0	3
% Buses	0.5	0.3	0.0	-	0.4	1.2	0.0	0.0	-	0.2	0.0	0.0	0.0	-	0.0	0.0	0.0	0.0	-	0.0	0.2
Single-Unit Trucks	2	0	0	-	2	0	3	0	-	3	0	0	0	-	0	0	1	1	-	2	7
% Single-Unit Trucks	1.1	0.0	0.0	-	0.4	0.0	0.9	0.0	-	0.5	0.0	0.0	0.0	-	0.0	0.0	4.0	1.0	-	0.8	0.5
Articulated Trucks	0	0	0	-	0	0	0	0	-	0	0	0	0	-	0	0	0	0	-	0	0
% Articulated Trucks	0.0	0.0	0.0	-	0.0	0.0	0.0	0.0	-	0.0	0.0	0.0	0.0	-	0.0	0.0	0.0	0.0	-	0.0	0.0
Bicycles on Road	0	0	0	-	0	0	0	0	-	0	0	1	0	-	1	0	0	0	-	0	1
% Bicycles on Road	0.0	0.0	0.0	-	0.0	0.0	0.0	0.0	-	0.0	0.0	3.2	0.0	-	0.8	0.0	0.0	0.0	-	0.0	0.1
Bicycles on Crosswalk	-	-	-	0	-	-	-	0	-	-	-	-	-	1	-	-	-	-	0	-	-
% Bicycles on Crosswalk	-	-	-	0.0	-	-	-	-	-	-	-	-	-	14.3	-	-	-	-	-	-	-
Pedestrians	-	-	-	3	-	-	-	0	-	-	-	-	-	6	-	-	-	-	0	-	-
% Pedestrians	-	-	-	100.0	-	-	-	-	-	-	-	-	-	85.7	-	-	-	-	-	-	-



Robert Peccia & Associates
3147 Saddle Drive

Helena, Montana, United States 59601
406-447-5000 srandall@rpa-hln.com

Count Name: Green Meadow
Drive TMC
Site Code: 10
Start Date: 10/05/2017
Page No: 10



Turning Movement Peak Hour Data Plot (4:45 PM)



Robert Peccia & Associates
3147 Saddle Drive

Helena, Montana, United States 59601
406-447-5000 rstrandall@rpa-hln.com

Count Name: Benton Avenue
TMC
Site Code: 09
Start Date: 10/05/2017
Page No: 1

Turning Movement Data

Start Time	Custer Avenue Eastbound					Custer Avenue Westbound					Benton Avenue Northbound					Benton Avenue Southbound					Int. Total
	Left	Thru	Right	Peds	App. Total	Left	Thru	Right	Peds	App. Total	Left	Thru	Right	Peds	App. Total	Left	Thru	Right	Peds	App. Total	
7:00 AM	1	70	23	0	94	22	108	4	0	134	4	5	21	1	30	15	6	4	0	25	283
7:15 AM	1	77	42	0	120	19	117	3	1	139	1	0	24	1	25	30	21	7	0	58	342
7:30 AM	0	90	32	1	122	46	125	6	0	177	8	4	41	1	53	32	17	11	0	60	412
7:45 AM	3	102	46	1	151	58	130	7	0	195	19	7	44	3	70	35	32	16	0	83	499
Hourly Total	5	339	143	2	487	145	480	20	1	645	32	16	130	6	178	112	76	38	0	226	1536
8:00 AM	1	112	35	0	148	36	120	12	0	168	14	12	49	1	75	21	14	8	0	43	434
8:15 AM	2	105	25	1	132	36	90	18	0	144	12	14	46	0	72	20	16	2	0	38	386
8:30 AM	3	68	20	1	91	30	68	18	0	116	5	3	52	0	60	17	10	2	0	29	296
8:45 AM	3	64	27	0	94	50	72	10	1	132	12	1	38	0	51	16	19	2	0	37	314
Hourly Total	9	349	107	2	465	152	350	58	1	560	43	30	185	1	258	74	59	14	0	147	1430
9:00 AM	2	60	18	0	80	34	56	9	0	99	7	8	37	1	52	8	10	1	0	19	250
9:15 AM	3	54	20	0	77	49	37	8	1	94	2	4	32	0	38	14	5	1	0	20	229
9:30 AM	0	64	16	0	80	36	59	9	0	104	6	3	28	0	37	16	7	0	0	23	244
9:45 AM	0	79	18	0	97	39	54	6	1	99	7	3	39	0	49	9	6	0	0	15	260
Hourly Total	5	257	72	0	334	158	206	32	2	396	22	18	136	1	176	47	28	2	0	77	983
10:00 AM	0	46	18	0	64	38	56	7	1	101	10	5	23	0	38	12	4	1	0	17	220
10:15 AM	1	70	16	0	87	27	62	7	1	96	9	6	31	0	46	13	4	2	0	19	248
10:30 AM	0	58	10	0	68	40	62	8	1	110	6	4	52	0	62	12	4	0	0	16	256
10:45 AM	2	60	15	0	77	44	64	13	0	121	7	3	58	0	68	9	2	0	0	11	277
Hourly Total	3	234	59	0	296	149	244	35	3	428	32	18	164	0	214	46	14	3	0	63	1001
11:00 AM	3	70	21	0	94	51	62	15	0	128	6	10	52	0	68	15	4	0	0	19	309
11:15 AM	1	75	12	1	88	52	52	13	0	117	18	9	46	2	73	25	9	0	0	34	312
11:30 AM	0	82	16	0	98	52	70	9	0	131	14	10	48	1	72	10	7	0	0	17	318
11:45 AM	1	70	17	0	88	63	77	10	0	150	16	10	54	0	80	7	8	0	0	15	333
Hourly Total	5	297	66	1	368	218	261	47	0	526	54	39	200	3	293	57	28	0	0	85	1272
12:00 PM	5	111	21	0	137	77	79	19	1	175	18	10	61	1	89	26	9	4	0	39	440
12:15 PM	1	89	23	0	113	78	87	18	0	183	17	9	64	0	90	9	9	5	0	23	409
12:30 PM	1	69	21	0	91	100	67	10	0	177	15	11	73	3	99	12	4	0	0	16	383
12:45 PM	1	80	26	0	107	83	70	12	0	165	17	7	80	1	104	15	9	0	0	24	400
Hourly Total	8	349	91	0	448	338	303	59	1	700	67	37	278	5	382	62	31	9	0	102	1632
1:00 PM	1	72	21	0	94	69	76	17	0	162	15	14	67	2	96	13	13	0	0	26	378
1:15 PM	1	75	25	0	101	75	75	9	0	159	19	4	65	0	88	13	15	0	0	28	376
1:30 PM	1	92	18	1	111	57	81	11	0	149	15	8	70	1	93	11	4	1	0	16	369
1:45 PM	1	78	26	0	105	56	69	16	1	141	15	12	92	1	119	5	10	1	0	16	381
Hourly Total	4	317	90	1	411	257	301	53	1	611	64	38	294	4	396	42	42	2	0	86	1504
2:00 PM	0	69	14	0	83	60	88	11	0	159	23	7	54	0	84	10	6	1	0	17	343
2:15 PM	3	87	15	0	105	44	93	16	0	153	29	8	66	2	103	9	11	1	0	21	382
2:30 PM	4	143	23	1	170	44	110	17	0	171	14	8	58	1	80	12	8	2	0	22	443
2:45 PM	6	78	21	0	105	55	84	18	0	157	14	16	75	0	105	7	6	4	0	17	384
Hourly Total	13	377	73	1	463	203	375	62	0	640	80	39	253	3	372	38	31	8	0	77	1552
3:00 PM	6	102	14	0	122	50	90	5	2	145	27	16	85	3	128	17	7	5	0	29	424
3:15 PM	6	112	26	1	144	58	102	10	6	170	10	10	51	8	71	7	6	3	0	16	401
3:30 PM	2	124	30	0	156	67	107	17	1	191	37	30	86	4	153	7	14	3	1	24	524
3:45 PM	6	130	17	0	153	71	98	26	1	195	24	10	71	1	105	12	8	3	0	23	476
Hourly Total	20	468	87	1	575	246	397	58	10	701	98	66	293	16	457	43	35	14	1	92	1825
4:00 PM	4	98	24	2	126	54	91	20	0	165	21	19	57	0	97	20	12	6	1	38	426
4:15 PM	1	93	15	2	109	64	92	14	1	170	25	23	72	0	120	20	16	5	0	41	440
4:30 PM	2	109	17	0	128	43	100	14	0	157	32	15	60	1	107	17	9	0	0	26	418
4:45 PM	4	130	26	0	160	63	128	24	0	215	30	23	87	1	140	12	13	6	0	31	546
Hourly Total	11	430	82	4	523	224	411	72	1	707	108	80	276	2	464	69	50	17	1	136	1830
5:00 PM	3	127	14	0	144	59	115	27	1	201	34	19	84	0	137	15	9	1	0	25	507
5:15 PM	0	120	13	0	133	43	123	27	0	193	46	26	120	2	192	9	11	1	0	21	539
5:30 PM	2	116	17	0	135	51	118	25	0	194	36	27	117	3	180	17	9	1	0	27	536
5:45 PM	3	105	21	0	129	48	120	29	0	197	39	9	109	1	157	9	18	0	0	27	510
Hourly Total	8	468	65	0	541	201	476	108	1	785	155	81	430	6	666	50	47	3	0	100	2092
6:00 PM	2	143	19	0	164	33	102	16	0	151	31	8	60	0	99	8	4	2	0	14	428
6:15 PM	0	68	13	1	81	40	107	16	0	163	25	13	55	1	93	10	7	2	0	19	356
6:30 PM	2	70	15	1	87	34	93	18	0	145	11	15	44	0	70	16	5	2	0	23	325
6:45 PM	1	56	16	0	73	37	68	12	1	117	17	7	44	1	68	23	10	5	0	38	296
Hourly Total	5	337	63	2	405	144	370	62	1	576	84	43	203	2	330	57	26	11	0	94	1405
Grand Total	96	4222	998	14	5316	2435	4174	666	22	7275	839	505	2842	49	4186	697	467	121	2	1285	18062
Approach %	1.8	79.4	18.8	-	-	33.5	57.4	9.2	-	-	20.0	12.1	67.9	-	-	54.2	36.3	9.4	-	-	-

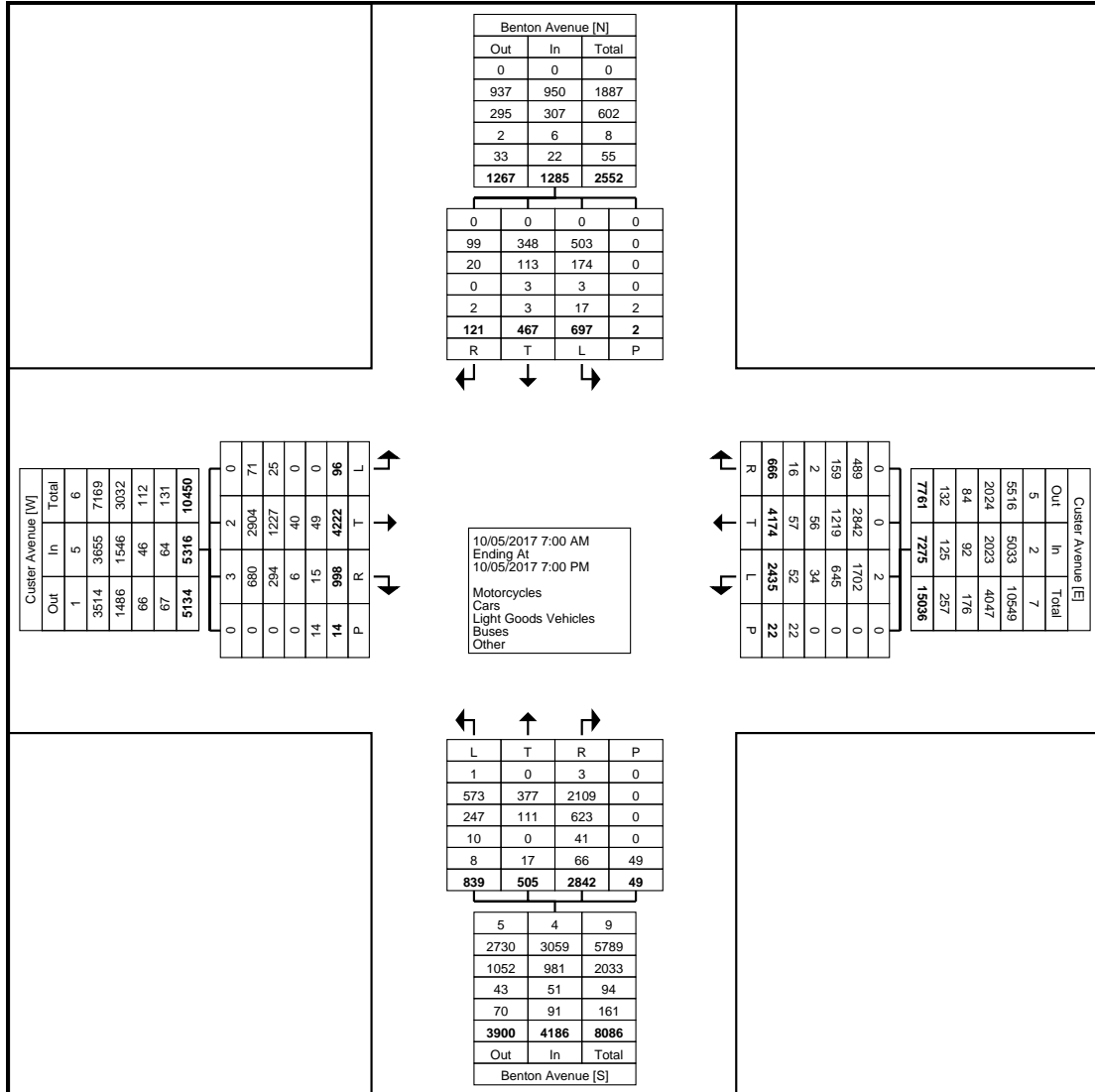
Total %	0.5	23.4	5.5	-	29.4	13.5	23.1	3.7	-	40.3	4.6	2.8	15.7	-	23.2	3.9	2.6	0.7	-	7.1	-
Motorcycles	0	2	3	-	5	2	0	0	-	2	1	0	3	-	4	0	0	0	-	0	11
% Motorcycles	0.0	0.0	0.3	-	0.1	0.1	0.0	0.0	-	0.0	0.1	0.0	0.1	-	0.1	0.0	0.0	0.0	-	0.0	0.1
Cars	71	2904	680	-	3655	1702	2842	489	-	5033	573	377	2109	-	3059	503	348	99	-	950	12697
% Cars	74.0	68.8	68.1	-	68.8	69.9	68.1	73.4	-	69.2	68.3	74.7	74.2	-	73.1	72.2	74.5	81.8	-	73.9	70.3
Light Goods Vehicles	25	1227	294	-	1546	645	1219	159	-	2023	247	111	623	-	981	174	113	20	-	307	4857
% Light Goods Vehicles	26.0	29.1	29.5	-	29.1	26.5	29.2	23.9	-	27.8	29.4	22.0	21.9	-	23.4	25.0	24.2	16.5	-	23.9	26.9
Buses	0	40	6	-	46	34	56	2	-	92	10	0	41	-	51	3	3	0	-	6	195
% Buses	0.0	0.9	0.6	-	0.9	1.4	1.3	0.3	-	1.3	1.2	0.0	1.4	-	1.2	0.4	0.6	0.0	-	0.5	1.1
Single-Unit Trucks	0	36	12	-	48	42	42	13	-	97	7	5	52	-	64	16	3	2	-	21	230
% Single-Unit Trucks	0.0	0.9	1.2	-	0.9	1.7	1.0	2.0	-	1.3	0.8	1.0	1.8	-	1.5	2.3	0.6	1.7	-	1.6	1.3
Articulated Trucks	0	13	3	-	16	10	15	2	-	27	1	11	13	-	25	1	0	0	-	1	69
% Articulated Trucks	0.0	0.3	0.3	-	0.3	0.4	0.4	0.3	-	0.4	0.1	2.2	0.5	-	0.6	0.1	0.0	0.0	-	0.1	0.4
Bicycles on Road	0	0	0	-	0	0	0	1	-	1	0	1	1	-	2	0	0	0	-	0	3
% Bicycles on Road	0.0	0.0	0.0	-	0.0	0.0	0.0	0.2	-	0.0	0.0	0.2	0.0	-	0.0	0.0	0.0	0.0	-	0.0	0.0
Bicycles on Crosswalk	-	-	-	0	-	-	-	-	1	-	-	-	-	12	-	-	-	-	0	-	-
% Bicycles on Crosswalk	-	-	-	0.0	-	-	-	-	4.5	-	-	-	-	24.5	-	-	-	-	0.0	-	-
Pedestrians	-	-	-	14	-	-	-	-	21	-	-	-	-	37	-	-	-	-	2	-	-
% Pedestrians	-	-	-	100.0	-	-	-	-	95.5	-	-	-	-	75.5	-	-	-	-	100.0	-	-



Robert Peccia & Associates
3147 Saddle Drive

Helena, Montana, United States 59601
406-447-5000 srandall@rpa-hln.com

Count Name: Benton Avenue
TMC
Site Code: 09
Start Date: 10/05/2017
Page No: 3



Turning Movement Data Plot



Robert Peccia & Associates
3147 Saddle Drive

Helena, Montana, United States 59601
406-447-5000 srandall@rpa-hln.com

Count Name: Benton Avenue
TMC
Site Code: 09
Start Date: 10/05/2017
Page No: 4

Turning Movement Peak Hour Data (7:30 AM)

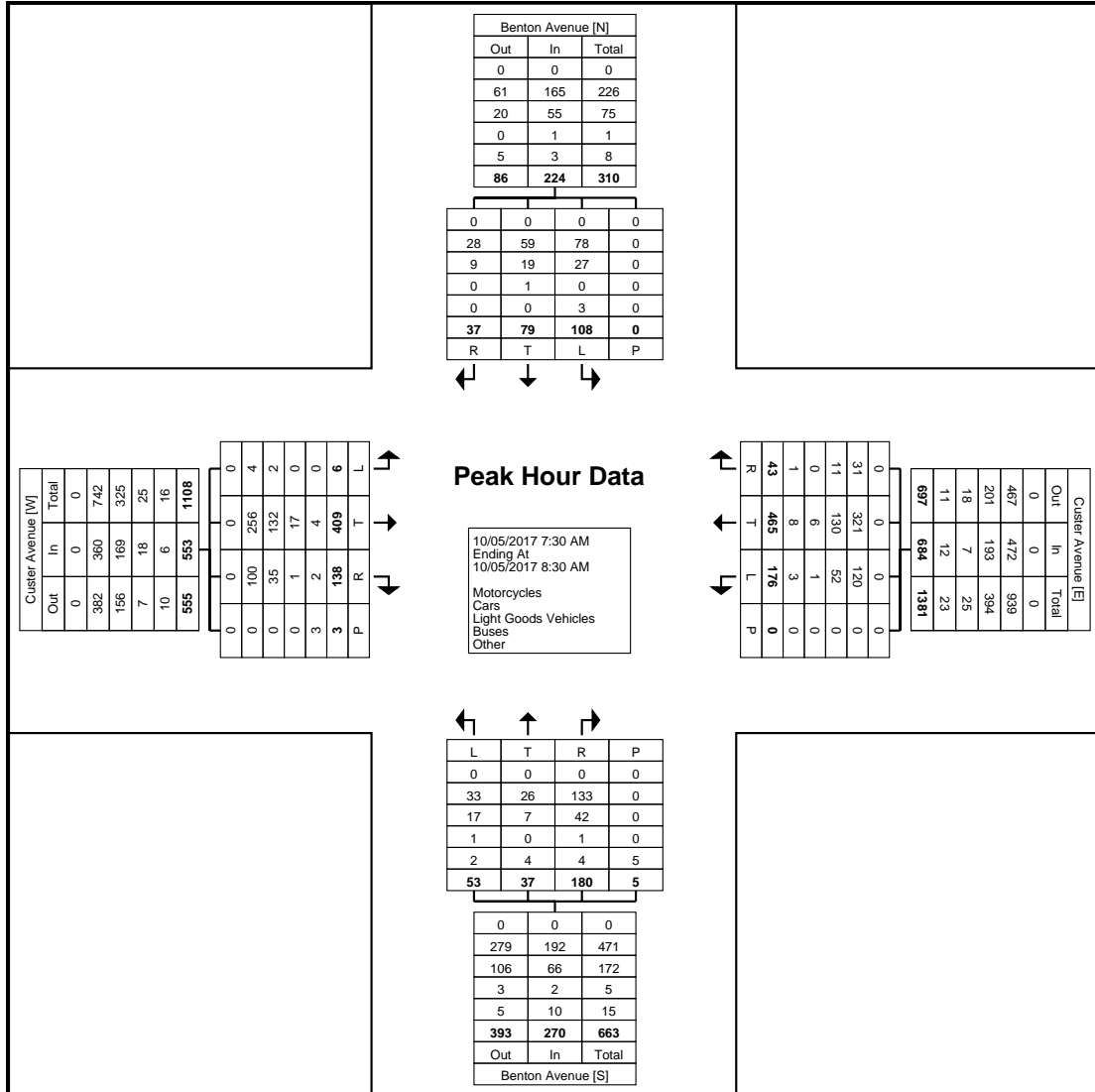
Start Time	Custer Avenue Eastbound					Custer Avenue Westbound					Benton Avenue Northbound					Benton Avenue Southbound					Int. Total
	Left	Thru	Right	Peds	App. Total	Left	Thru	Right	Peds	App. Total	Left	Thru	Right	Peds	App. Total	Left	Thru	Right	Peds	App. Total	
7:30 AM	0	90	32	1	122	46	125	6	0	177	8	4	41	1	53	32	17	11	0	60	412
7:45 AM	3	102	46	1	151	58	130	7	0	195	19	7	44	3	70	35	32	16	0	83	499
8:00 AM	1	112	35	0	148	36	120	12	0	168	14	12	49	1	75	21	14	8	0	43	434
8:15 AM	2	105	25	1	132	36	90	18	0	144	12	14	46	0	72	20	16	2	0	38	386
Total	6	409	138	3	553	176	465	43	0	684	53	37	180	5	270	108	79	37	0	224	1731
Approach %	1.1	74.0	25.0	-	-	25.7	68.0	6.3	-	-	19.6	13.7	66.7	-	-	48.2	35.3	16.5	-	-	-
Total %	0.3	23.6	8.0	-	31.9	10.2	26.9	2.5	-	39.5	3.1	2.1	10.4	-	15.6	6.2	4.6	2.1	-	12.9	-
PHF	0.500	0.913	0.750	-	0.916	0.759	0.894	0.597	-	0.877	0.697	0.661	0.918	-	0.900	0.771	0.617	0.578	-	0.675	0.867
Motorcycles	0	0	0	-	0	0	0	0	-	0	0	0	0	-	0	0	0	0	-	0	0
% Motorcycles	0.0	0.0	0.0	-	0.0	0.0	0.0	0.0	-	0.0	0.0	0.0	0.0	-	0.0	0.0	0.0	0.0	-	0.0	0.0
Cars	4	256	100	-	360	120	321	31	-	472	33	26	133	-	192	78	59	28	-	165	1189
% Cars	66.7	62.6	72.5	-	65.1	68.2	69.0	72.1	-	69.0	62.3	70.3	73.9	-	71.1	72.2	74.7	75.7	-	73.7	68.7
Light Goods Vehicles	2	132	35	-	169	52	130	11	-	193	17	7	42	-	66	27	19	9	-	55	483
% Light Goods Vehicles	33.3	32.3	25.4	-	30.6	29.5	28.0	25.6	-	28.2	32.1	18.9	23.3	-	24.4	25.0	24.1	24.3	-	24.6	27.9
Buses	0	17	1	-	18	1	6	0	-	7	1	0	1	-	2	0	1	0	-	1	28
% Buses	0.0	4.2	0.7	-	3.3	0.6	1.3	0.0	-	1.0	1.9	0.0	0.6	-	0.7	0.0	1.3	0.0	-	0.4	1.6
Single-Unit Trucks	0	2	1	-	3	3	5	1	-	9	1	2	4	-	7	2	0	0	-	2	21
% Single-Unit Trucks	0.0	0.5	0.7	-	0.5	1.7	1.1	2.3	-	1.3	1.9	5.4	2.2	-	2.6	1.9	0.0	0.0	-	0.9	1.2
Articulated Trucks	0	2	1	-	3	0	3	0	-	3	1	2	0	-	3	1	0	0	-	1	10
% Articulated Trucks	0.0	0.5	0.7	-	0.5	0.0	0.6	0.0	-	0.4	1.9	5.4	0.0	-	1.1	0.9	0.0	0.0	-	0.4	0.6
Bicycles on Road	0	0	0	-	0	0	0	0	-	0	0	0	0	-	0	0	0	0	-	0	0
% Bicycles on Road	0.0	0.0	0.0	-	0.0	0.0	0.0	0.0	-	0.0	0.0	0.0	0.0	-	0.0	0.0	0.0	0.0	-	0.0	0.0
Bicycles on Crosswalk	-	-	-	0	-	-	-	-	0	-	-	-	-	1	-	-	-	-	0	-	-
% Bicycles on Crosswalk	-	-	-	0.0	-	-	-	-	-	-	-	-	-	20.0	-	-	-	-	-	-	-
Pedestrians	-	-	-	3	-	-	-	-	0	-	-	-	-	4	-	-	-	-	0	-	-
% Pedestrians	-	-	-	100.0	-	-	-	-	-	-	-	-	-	80.0	-	-	-	-	-	-	-



Robert Peccia & Associates
3147 Saddle Drive

Helena, Montana, United States 59601
406-447-5000 srandall@rpa-hln.com

Count Name: Benton Avenue
TMC
Site Code: 09
Start Date: 10/05/2017
Page No: 5



Turning Movement Peak Hour Data Plot (7:30 AM)



Robert Peccia & Associates
3147 Saddle Drive

Helena, Montana, United States 59601
406-447-5000 srandall@rpa-hln.com

Count Name: Benton Avenue
TMC
Site Code: 09
Start Date: 10/05/2017
Page No: 6

Turning Movement Peak Hour Data (3:00 PM)

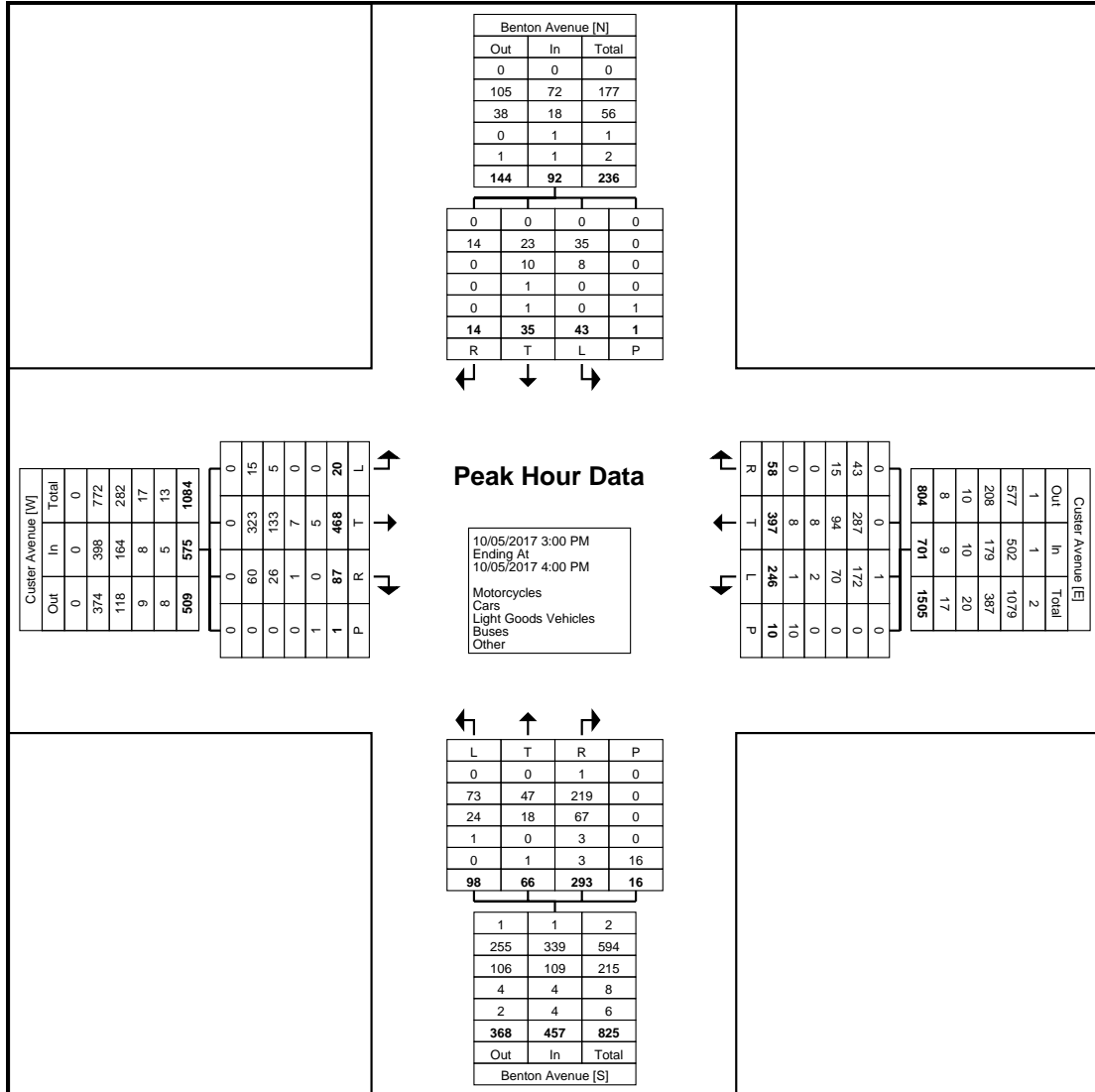
Start Time	Custer Avenue Eastbound					Custer Avenue Westbound					Benton Avenue Northbound					Benton Avenue Southbound					Int. Total
	Left	Thru	Right	Peds	App. Total	Left	Thru	Right	Peds	App. Total	Left	Thru	Right	Peds	App. Total	Left	Thru	Right	Peds	App. Total	
3:00 PM	6	102	14	0	122	50	90	5	2	145	27	16	85	3	128	17	7	5	0	29	424
3:15 PM	6	112	26	1	144	58	102	10	6	170	10	10	51	8	71	7	6	3	0	16	401
3:30 PM	2	124	30	0	156	67	107	17	1	191	37	30	86	4	153	7	14	3	1	24	524
3:45 PM	6	130	17	0	153	71	98	26	1	195	24	10	71	1	105	12	8	3	0	23	476
Total	20	468	87	1	575	246	397	58	10	701	98	66	293	16	457	43	35	14	1	92	1825
Approach %	3.5	81.4	15.1	-	-	35.1	56.6	8.3	-	-	21.4	14.4	64.1	-	-	46.7	38.0	15.2	-	-	-
Total %	1.1	25.6	4.8	-	31.5	13.5	21.8	3.2	-	38.4	5.4	3.6	16.1	-	25.0	2.4	1.9	0.8	-	5.0	-
PHF	0.833	0.900	0.725	-	0.921	0.866	0.928	0.558	-	0.899	0.662	0.550	0.852	-	0.747	0.632	0.625	0.700	-	0.793	0.871
Motorcycles	0	0	0	-	0	1	0	0	-	1	0	0	1	-	1	0	0	0	-	0	2
% Motorcycles	0.0	0.0	0.0	-	0.0	0.4	0.0	0.0	-	0.1	0.0	0.0	0.3	-	0.2	0.0	0.0	0.0	-	0.0	0.1
Cars	15	323	60	-	398	172	287	43	-	502	73	47	219	-	339	35	23	14	-	72	1311
% Cars	75.0	69.0	69.0	-	69.2	69.9	72.3	74.1	-	71.6	74.5	71.2	74.7	-	74.2	81.4	65.7	100.0	-	78.3	71.8
Light Goods Vehicles	5	133	26	-	164	70	94	15	-	179	24	18	67	-	109	8	10	0	-	18	470
% Light Goods Vehicles	25.0	28.4	29.9	-	28.5	28.5	23.7	25.9	-	25.5	24.5	27.3	22.9	-	23.9	18.6	28.6	0.0	-	19.6	25.8
Buses	0	7	1	-	8	2	8	0	-	10	1	0	3	-	4	0	1	0	-	1	23
% Buses	0.0	1.5	1.1	-	1.4	0.8	2.0	0.0	-	1.4	1.0	0.0	1.0	-	0.9	0.0	2.9	0.0	-	1.1	1.3
Single-Unit Trucks	0	2	0	-	2	1	7	0	-	8	0	0	1	-	1	0	1	0	-	1	12
% Single-Unit Trucks	0.0	0.4	0.0	-	0.3	0.4	1.8	0.0	-	1.1	0.0	0.0	0.3	-	0.2	0.0	2.9	0.0	-	1.1	0.7
Articulated Trucks	0	3	0	-	3	0	1	0	-	1	0	1	2	-	3	0	0	0	-	0	7
% Articulated Trucks	0.0	0.6	0.0	-	0.5	0.0	0.3	0.0	-	0.1	0.0	1.5	0.7	-	0.7	0.0	0.0	0.0	-	0.0	0.4
Bicycles on Road	0	0	0	-	0	0	0	0	-	0	0	0	0	-	0	0	0	0	-	0	0
% Bicycles on Road	0.0	0.0	0.0	-	0.0	0.0	0.0	0.0	-	0.0	0.0	0.0	0.0	-	0.0	0.0	0.0	0.0	-	0.0	0.0
Bicycles on Crosswalk	-	-	-	0	-	-	-	-	0	-	-	-	-	3	-	-	-	-	0	-	-
% Bicycles on Crosswalk	-	-	-	0.0	-	-	-	-	0.0	-	-	-	-	18.8	-	-	-	-	0.0	-	-
Pedestrians	-	-	-	1	-	-	-	-	10	-	-	-	-	13	-	-	-	-	1	-	-
% Pedestrians	-	-	-	100.0	-	-	-	-	100.0	-	-	-	-	81.3	-	-	-	-	100.0	-	-



Robert Peccia & Associates
3147 Saddle Drive

Helena, Montana, United States 59601
406-447-5000 rrandall@rpa-hln.com

Count Name: Benton Avenue
TMC
Site Code: 09
Start Date: 10/05/2017
Page No: 7



Turning Movement Peak Hour Data Plot (3:00 PM)



Robert Peccia & Associates
3147 Saddle Drive

Helena, Montana, United States 59601
406-447-5000 srandall@rpa-hln.com

Count Name: Benton Avenue
TMC
Site Code: 09
Start Date: 10/05/2017
Page No: 8

Turning Movement Peak Hour Data (4:45 PM)

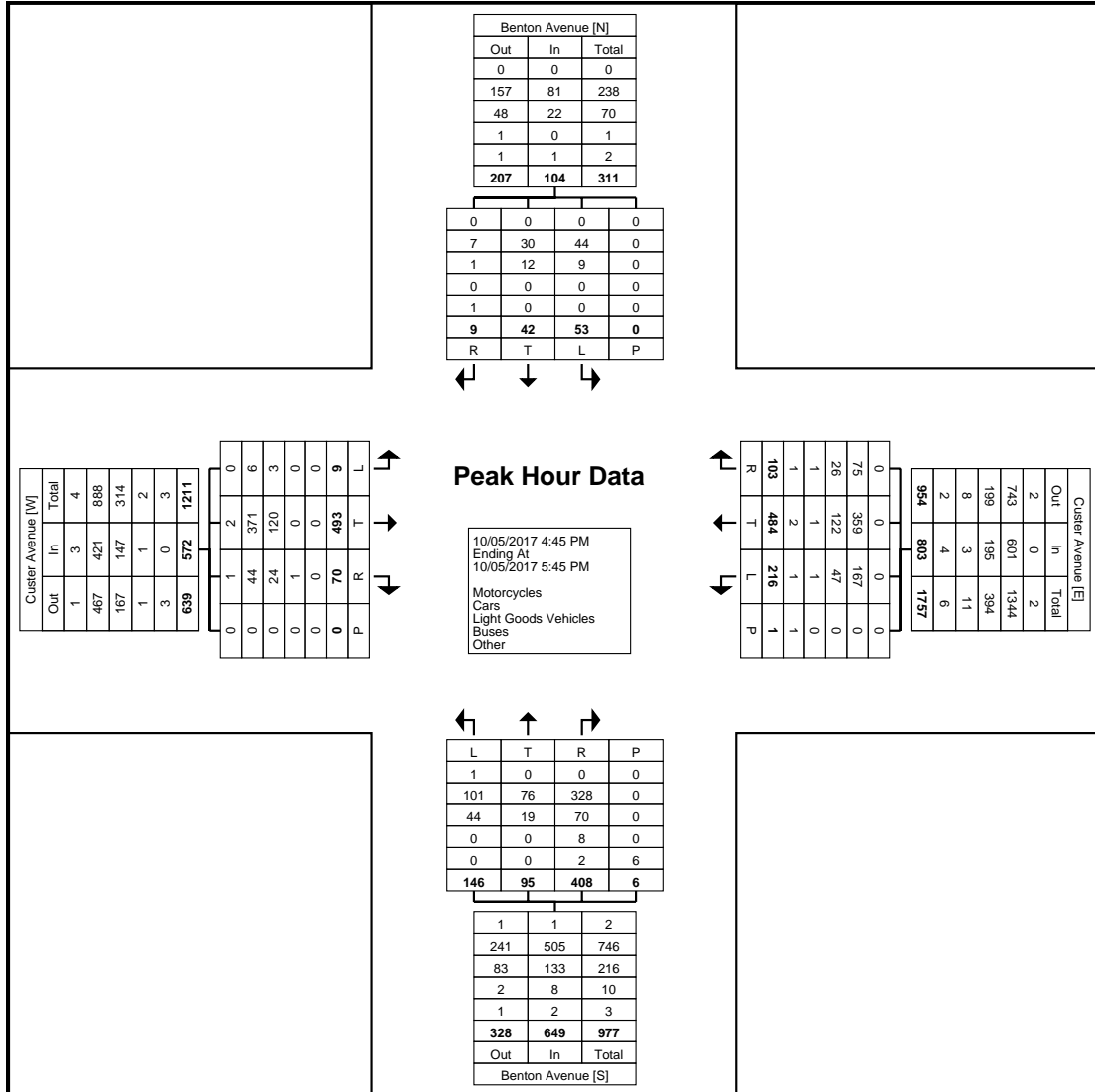
Start Time	Custer Avenue Eastbound					Custer Avenue Westbound					Benton Avenue Northbound					Benton Avenue Southbound					Int. Total
	Left	Thru	Right	Peds	App. Total	Left	Thru	Right	Peds	App. Total	Left	Thru	Right	Peds	App. Total	Left	Thru	Right	Peds	App. Total	
4:45 PM	4	130	26	0	160	63	128	24	0	215	30	23	87	1	140	12	13	6	0	31	546
5:00 PM	3	127	14	0	144	59	115	27	1	201	34	19	84	0	137	15	9	1	0	25	507
5:15 PM	0	120	13	0	133	43	123	27	0	193	46	26	120	2	192	9	11	1	0	21	539
5:30 PM	2	116	17	0	135	51	118	25	0	194	36	27	117	3	180	17	9	1	0	27	536
Total	9	493	70	0	572	216	484	103	1	803	146	95	408	6	649	53	42	9	0	104	2128
Approach %	1.6	86.2	12.2	-	-	26.9	60.3	12.8	-	-	22.5	14.6	62.9	-	-	51.0	40.4	8.7	-	-	-
Total %	0.4	23.2	3.3	-	26.9	10.2	22.7	4.8	-	37.7	6.9	4.5	19.2	-	30.5	2.5	2.0	0.4	-	4.9	-
PHF	0.563	0.948	0.673	-	0.894	0.857	0.945	0.954	-	0.934	0.793	0.880	0.850	-	0.845	0.779	0.808	0.375	-	0.839	0.974
Motorcycles	0	2	1	-	3	0	0	0	-	0	1	0	0	-	1	0	0	0	-	0	4
% Motorcycles	0.0	0.4	1.4	-	0.5	0.0	0.0	0.0	-	0.0	0.7	0.0	0.0	-	0.2	0.0	0.0	0.0	-	0.0	0.2
Cars	6	371	44	-	421	167	359	75	-	601	101	76	328	-	505	44	30	7	-	81	1608
% Cars	66.7	75.3	62.9	-	73.6	77.3	74.2	72.8	-	74.8	69.2	80.0	80.4	-	77.8	83.0	71.4	77.8	-	77.9	75.6
Light Goods Vehicles	3	120	24	-	147	47	122	26	-	195	44	19	70	-	133	9	12	1	-	22	497
% Light Goods Vehicles	33.3	24.3	34.3	-	25.7	21.8	25.2	25.2	-	24.3	30.1	20.0	17.2	-	20.5	17.0	28.6	11.1	-	21.2	23.4
Buses	0	0	1	-	1	1	1	1	-	3	0	0	8	-	8	0	0	0	-	0	12
% Buses	0.0	0.0	1.4	-	0.2	0.5	0.2	1.0	-	0.4	0.0	0.0	2.0	-	1.2	0.0	0.0	0.0	-	0.0	0.6
Single-Unit Trucks	0	0	0	-	0	1	2	0	-	3	0	0	0	-	0	0	0	1	-	1	4
% Single-Unit Trucks	0.0	0.0	0.0	-	0.0	0.5	0.4	0.0	-	0.4	0.0	0.0	0.0	-	0.0	0.0	0.0	11.1	-	1.0	0.2
Articulated Trucks	0	0	0	-	0	0	0	0	-	0	0	0	2	-	2	0	0	0	-	0	2
% Articulated Trucks	0.0	0.0	0.0	-	0.0	0.0	0.0	0.0	-	0.0	0.0	0.0	0.5	-	0.3	0.0	0.0	0.0	-	0.0	0.1
Bicycles on Road	0	0	0	-	0	0	0	1	-	1	0	0	0	-	0	0	0	0	-	0	1
% Bicycles on Road	0.0	0.0	0.0	-	0.0	0.0	0.0	1.0	-	0.1	0.0	0.0	0.0	-	0.0	0.0	0.0	0.0	-	0.0	0.0
Bicycles on Crosswalk	-	-	-	0	-	-	-	-	0	-	-	-	-	0	-	-	-	-	0	-	-
% Bicycles on Crosswalk	-	-	-	-	-	-	-	-	0.0	-	-	-	-	0.0	-	-	-	-	-	-	-
Pedestrians	-	-	-	0	-	-	-	-	1	-	-	-	-	6	-	-	-	-	0	-	-
% Pedestrians	-	-	-	-	-	-	-	-	100.0	-	-	-	-	100.0	-	-	-	-	-	-	-



Robert Peccia & Associates
3147 Saddle Drive

Helena, Montana, United States 59601
406-447-5000 rrandall@rpa-hln.com

Count Name: Benton Avenue
TMC
Site Code: 09
Start Date: 10/05/2017
Page No: 9



Turning Movement Peak Hour Data Plot (4:45 PM)



Robert Peccia & Associates
3147 Saddle Drive

Helena, Montana, United States 59601
406-447-5000 rrandall@rpa-hln.com

Count Name: Cooney Drive
TMC
Site Code: 08
Start Date: 10/05/2017
Page No: 1

Turning Movement Data

Start Time	Eastbound Approach				Custer Ave				Cooney Drive				Int. Total
	Eastbound				Westbound				Southbound				
	Left	Thru	Peds	App. Total	Thru	Right	Peds	App. Total	Left	Right	Peds	App. Total	
7:00 AM	3	107	0	110	143	5	0	148	13	0	0	13	271
7:15 AM	1	134	0	135	127	2	0	129	11	3	0	14	278
7:30 AM	0	164	0	164	196	10	0	206	24	1	0	25	395
7:45 AM	8	173	0	181	174	22	0	196	28	2	0	30	407
Hourly Total	12	578	0	590	640	39	0	679	76	6	0	82	1351
8:00 AM	2	178	5	180	177	12	0	189	14	0	0	14	383
8:15 AM	2	170	5	172	127	8	0	135	14	2	0	16	323
8:30 AM	1	138	1	139	121	9	0	130	14	1	0	15	284
8:45 AM	1	115	0	116	126	8	0	134	14	1	0	15	265
Hourly Total	6	601	11	607	551	37	0	588	56	4	0	60	1255
9:00 AM	1	105	0	106	103	11	0	114	6	2	0	8	228
9:15 AM	1	98	0	99	90	4	0	94	7	0	0	7	200
9:30 AM	0	113	0	113	107	7	0	114	7	1	0	8	235
9:45 AM	2	128	0	130	101	5	0	106	4	0	0	4	240
Hourly Total	4	444	0	448	401	27	0	428	24	3	0	27	903
10:00 AM	2	84	0	86	88	12	0	100	4	5	0	9	195
10:15 AM	0	109	0	109	108	2	0	110	9	1	0	10	229
10:30 AM	1	119	0	120	106	5	0	111	10	0	0	10	241
10:45 AM	2	127	0	129	121	11	0	132	7	1	0	8	269
Hourly Total	5	439	0	444	423	30	0	453	30	7	0	37	934
11:00 AM	0	144	0	144	129	8	0	137	10	1	0	11	292
11:15 AM	0	144	0	144	117	11	0	128	9	1	0	10	282
11:30 AM	1	139	0	140	129	13	0	142	13	3	0	16	298
11:45 AM	0	130	0	130	157	15	0	172	9	5	0	14	316
Hourly Total	1	557	0	558	532	47	0	579	41	10	0	51	1188
12:00 PM	3	195	0	198	166	14	0	180	20	5	0	25	403
12:15 PM	6	167	0	173	187	8	0	195	15	3	0	18	386
12:30 PM	3	147	0	150	172	11	0	183	17	4	0	21	354
12:45 PM	3	172	0	175	166	12	0	178	17	3	0	20	373
Hourly Total	15	681	0	696	691	45	0	736	69	15	0	84	1516
1:00 PM	1	151	0	152	160	11	0	171	14	1	0	15	338
1:15 PM	3	153	0	156	152	11	0	163	8	2	0	10	329
1:30 PM	2	172	0	174	158	10	0	168	11	2	0	13	355
1:45 PM	3	177	0	180	127	16	0	143	6	5	0	11	334
Hourly Total	9	653	0	662	597	48	0	645	39	10	0	49	1356
2:00 PM	0	135	0	135	160	9	0	169	9	0	0	9	313
2:15 PM	1	159	0	160	156	14	0	170	10	0	0	10	340
2:30 PM	2	215	0	217	169	7	0	176	12	1	0	13	406
2:45 PM	1	161	0	162	162	17	0	179	9	3	0	12	353
Hourly Total	4	670	0	674	647	47	0	694	40	4	0	44	1412
3:00 PM	1	194	4	195	139	11	0	150	18	1	0	19	364
3:15 PM	3	160	32	163	169	19	0	188	15	6	0	21	372
3:30 PM	3	217	1	220	187	12	0	199	22	6	0	28	447
3:45 PM	3	220	2	223	179	12	0	191	19	2	0	21	435
Hourly Total	10	791	39	801	674	54	0	728	74	15	0	89	1618
4:00 PM	0	171	0	171	174	15	0	189	13	1	0	14	374
4:15 PM	2	187	0	189	154	24	0	178	14	4	0	18	385
4:30 PM	1	178	0	179	174	16	0	190	15	4	0	19	388
4:45 PM	0	237	1	237	204	16	0	220	17	2	0	19	476
Hourly Total	3	773	1	776	706	71	0	777	59	11	0	70	1623
5:00 PM	4	220	0	224	192	17	0	209	33	7	0	40	473
5:15 PM	2	249	0	251	193	18	0	211	19	4	0	23	485
5:30 PM	1	232	0	233	210	19	0	229	13	6	0	19	481
5:45 PM	1	234	1	235	174	9	1	183	15	3	0	18	436
Hourly Total	8	935	1	943	769	63	1	832	80	20	0	100	1875
6:00 PM	1	206	0	207	146	11	0	157	12	1	0	13	377
6:15 PM	1	133	0	134	170	12	0	182	13	1	0	14	330
6:30 PM	1	129	0	130	135	10	0	145	9	0	0	9	284
6:45 PM	0	123	0	123	127	16	0	143	10	2	0	12	278
Hourly Total	3	591	0	594	578	49	0	627	44	4	0	48	1269
Grand Total	80	7713	52	7793	7209	557	1	7766	632	109	0	741	16300
Approach %	1.0	99.0	-	-	92.8	7.2	-	-	85.3	14.7	-	-	-


Total %	0.5	47.3	-	47.8	44.2	3.4	-	47.6	3.9	0.7	-	4.5	-
Motorcycles	0	4	-	4	2	0	-	2	0	0	-	0	6
% Motorcycles	0.0	0.1	-	0.1	0.0	0.0	-	0.0	0.0	0.0	-	0.0	0.0
Cars	54	5290	-	5344	4851	382	-	5233	433	75	-	508	11085
% Cars	67.5	68.6	-	68.6	67.3	68.6	-	67.4	68.5	68.8	-	68.6	68.0
Light Goods Vehicles	23	2206	-	2229	2145	158	-	2303	185	32	-	217	4749
% Light Goods Vehicles	28.8	28.6	-	28.6	29.8	28.4	-	29.7	29.3	29.4	-	29.3	29.1
Buses	0	83	-	83	88	4	-	92	3	1	-	4	179
% Buses	0.0	1.1	-	1.1	1.2	0.7	-	1.2	0.5	0.9	-	0.5	1.1
Single-Unit Trucks	2	106	-	108	94	10	-	104	8	1	-	9	221
% Single-Unit Trucks	2.5	1.4	-	1.4	1.3	1.8	-	1.3	1.3	0.9	-	1.2	1.4
Articulated Trucks	1	23	-	24	28	2	-	30	2	0	-	2	56
% Articulated Trucks	1.3	0.3	-	0.3	0.4	0.4	-	0.4	0.3	0.0	-	0.3	0.3
Bicycles on Road	0	1	-	1	1	1	-	2	1	0	-	1	4
% Bicycles on Road	0.0	0.0	-	0.0	0.0	0.2	-	0.0	0.2	0.0	-	0.1	0.0
Bicycles on Crosswalk	-	-	5	-	-	-	0	-	-	-	0	-	-
% Bicycles on Crosswalk	-	-	9.6	-	-	-	0.0	-	-	-	-	-	-
Pedestrians	-	-	47	-	-	-	1	-	-	-	0	-	-
% Pedestrians	-	-	90.4	-	-	-	100.0	-	-	-	-	-	-



Robert Peccia & Associates
3147 Saddle Drive

Helena, Montana, United States 59601
406-447-5000 rrandall@rpa-hln.com

Count Name: Cooney Drive
TMC
Site Code: 08
Start Date: 10/05/2017
Page No: 5



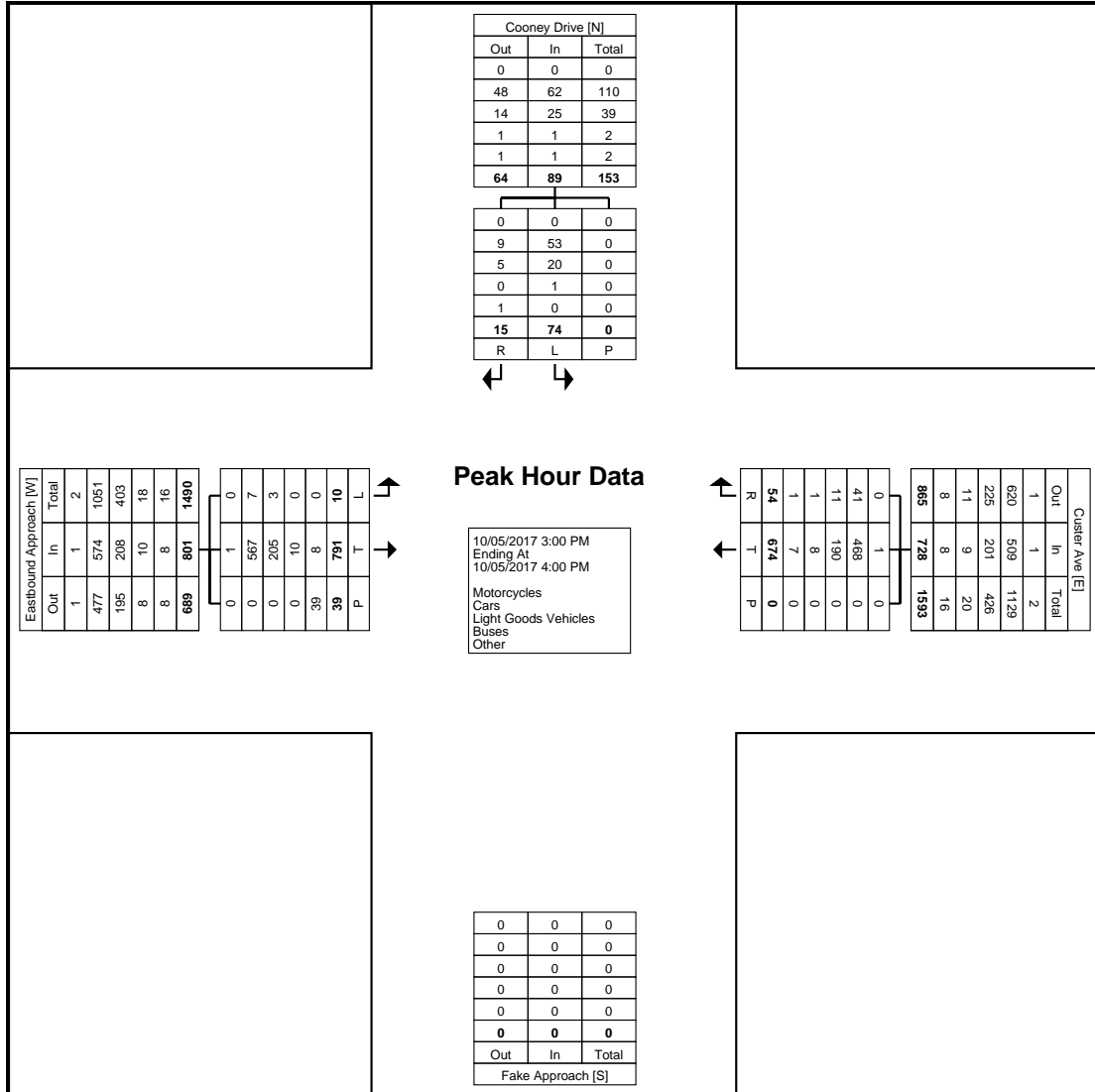
Turning Movement Peak Hour Data Plot (7:30 AM)



Robert Peccia & Associates
3147 Saddle Drive

Helena, Montana, United States 59601
406-447-5000 srandall@rpa-hln.com

Count Name: Cooney Drive
TMC
Site Code: 08
Start Date: 10/05/2017
Page No: 7



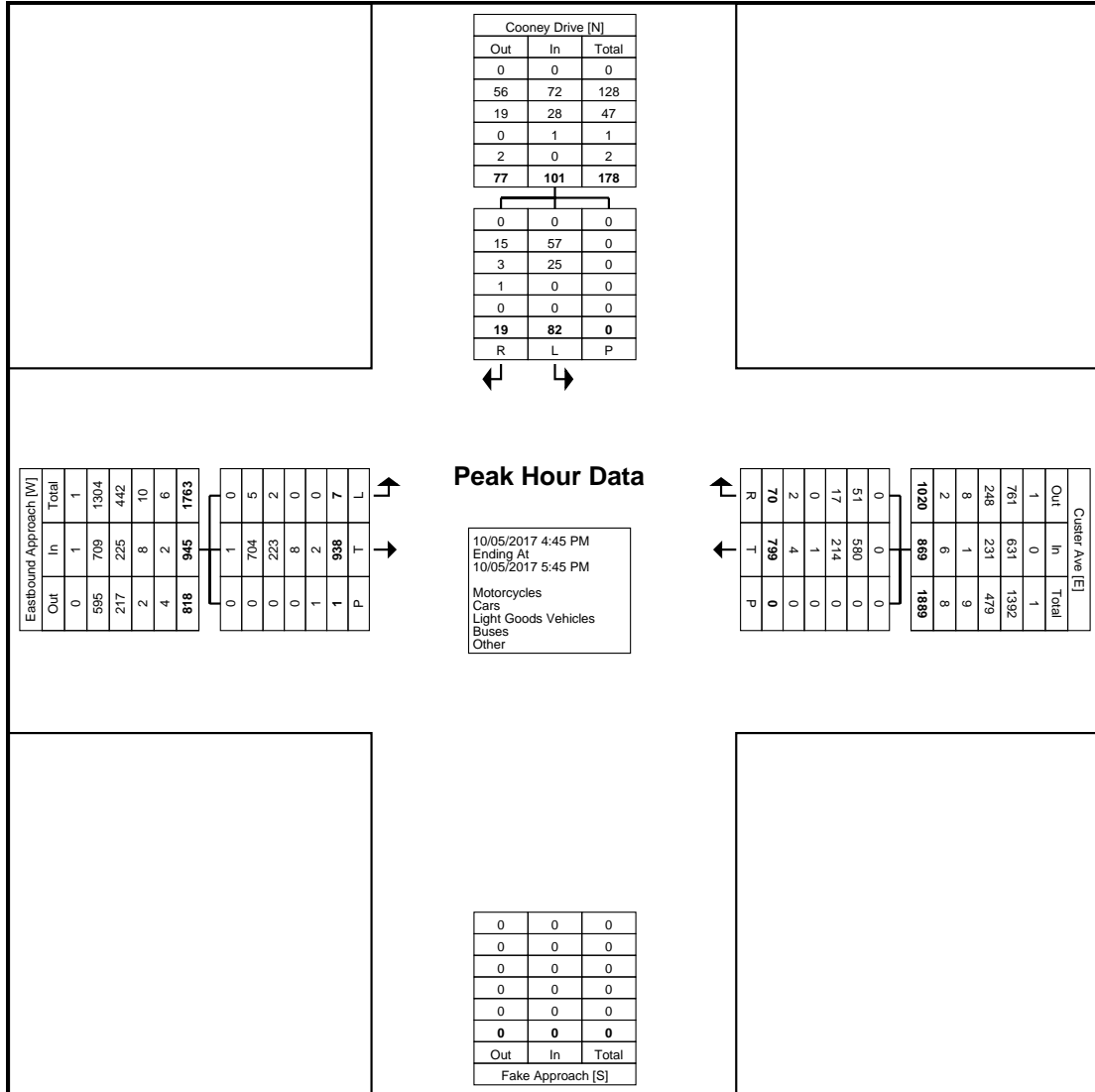
Turning Movement Peak Hour Data Plot (3:00 PM)



Robert Peccia & Associates
3147 Saddle Drive

Helena, Montana, United States 59601
406-447-5000 rrandall@rpa-hln.com

Count Name: Cooney Drive
TMC
Site Code: 08
Start Date: 10/05/2017
Page No: 9



Turning Movement Peak Hour Data Plot (4:45 PM)



Robert Peccia & Associates
3147 Saddle Drive

Helena, Montana, United States 59601
406-447-5000 rstrandall@rpa-hln.com

Count Name: McHugh Lane
TMC
Site Code: 07
Start Date: 10/05/2017
Page No: 1

Turning Movement Data

Start Time	Custer Avenue Eastbound					Custer Avenue Westbound					McHugh Lane Northbound					McHugh Lane Southbound					Int. Total
	Left	Thru	Right	Peds	App. Total	Left	Thru	Right	Peds	App. Total	Left	Thru	Right	Peds	App. Total	Left	Thru	Right	Peds	App. Total	
12:00 AM	0	4	0	0	4	0	6	4	0	10	0	0	0	0	0	0	0	1	0	1	15
12:15 AM	3	3	0	0	6	0	6	0	0	6	0	0	2	0	2	0	0	3	0	3	17
12:30 AM	3	3	1	0	7	0	6	2	0	8	0	0	1	1	1	0	0	0	0	0	16
12:45 AM	0	3	0	0	3	0	2	1	0	3	0	0	0	0	0	0	0	2	0	2	8
Hourly Total	6	13	1	0	20	0	20	7	0	27	0	0	3	1	3	0	0	6	0	6	56
1:00 AM	3	5	0	0	8	0	8	0	0	8	0	0	0	0	0	0	1	1	0	2	18
1:15 AM	0	2	0	1	2	0	4	0	0	4	0	0	0	0	0	0	0	0	0	0	6
1:30 AM	1	2	0	0	3	0	5	0	0	5	0	0	0	0	0	0	0	0	0	0	8
1:45 AM	0	0	0	0	0	0	3	0	0	3	1	0	1	0	2	0	0	0	0	0	5
Hourly Total	4	9	0	1	13	0	20	0	0	20	1	0	1	0	2	0	1	1	0	2	37
2:00 AM	1	5	0	0	6	0	6	4	0	10	1	0	1	0	2	0	0	0	0	0	18
2:15 AM	1	2	0	0	3	0	4	2	0	6	0	0	0	0	0	0	0	0	0	0	9
2:30 AM	1	0	0	0	1	0	6	1	0	7	0	0	0	0	0	1	0	0	0	1	9
2:45 AM	0	4	0	0	4	0	5	0	0	5	0	0	0	0	0	0	0	0	0	0	9
Hourly Total	3	11	0	0	14	0	21	7	0	28	1	0	1	0	2	1	0	0	0	1	45
3:00 AM	0	0	0	0	0	0	1	2	0	3	0	0	0	0	0	0	0	0	0	0	3
3:15 AM	1	0	0	0	1	0	4	0	0	4	0	0	0	0	0	0	0	0	0	0	5
3:30 AM	0	3	0	0	3	0	0	0	0	0	0	0	1	0	1	0	0	0	0	0	4
3:45 AM	0	6	0	0	6	0	2	0	0	2	0	0	0	0	0	0	0	0	0	0	8
Hourly Total	1	9	0	0	10	0	7	2	0	9	0	0	1	0	1	0	0	0	0	0	20
4:00 AM	1	6	0	0	7	0	5	1	0	6	0	0	1	0	1	0	0	0	0	0	14
4:15 AM	0	7	1	0	8	0	5	1	0	6	0	0	0	0	0	3	0	1	0	4	18
4:30 AM	0	5	0	0	5	0	7	0	0	7	0	0	0	0	0	1	0	3	0	4	16
4:45 AM	0	8	1	0	9	0	6	1	0	7	0	0	1	0	1	1	0	0	0	1	18
Hourly Total	1	26	2	0	29	0	23	3	0	26	0	0	2	0	2	5	0	4	0	9	66
5:00 AM	1	11	0	1	12	0	7	0	0	7	2	0	0	0	2	1	0	2	0	3	24
5:15 AM	0	13	0	0	13	0	5	1	0	6	0	0	1	0	1	6	0	4	0	10	30
5:30 AM	0	26	0	0	26	0	19	2	0	21	2	0	0	0	2	7	0	5	0	12	61
5:45 AM	2	37	2	0	41	0	27	3	0	30	1	0	0	0	1	3	1	6	0	10	82
Hourly Total	3	87	2	1	92	0	58	6	0	64	5	0	1	0	6	17	1	17	0	35	197
6:00 AM	0	29	2	0	31	1	31	3	0	35	2	1	2	0	5	8	1	4	0	13	84
6:15 AM	4	44	2	0	50	1	32	4	0	37	1	0	2	0	3	9	1	4	0	14	104
6:30 AM	6	59	3	0	68	2	51	3	1	56	1	0	2	0	3	15	1	11	0	27	154
6:45 AM	11	78	1	0	90	1	72	6	0	79	2	0	2	0	4	26	1	13	0	40	213
Hourly Total	21	210	8	0	239	5	186	16	1	207	6	1	8	0	15	58	4	32	0	94	555
7:00 AM	7	104	3	0	114	1	114	5	0	120	0	2	5	3	7	16	0	35	0	51	292
7:15 AM	12	121	2	1	135	10	96	18	0	124	4	5	12	0	21	30	2	31	1	63	343
7:30 AM	16	153	11	0	180	18	138	16	0	172	12	7	10	0	29	48	12	57	0	117	498
7:45 AM	29	152	8	2	189	17	117	22	3	156	18	11	18	3	47	59	22	60	0	141	533
Hourly Total	64	530	24	3	618	46	465	61	3	572	34	25	45	6	104	153	36	183	1	372	1666
8:00 AM	37	136	6	0	179	21	127	16	9	164	21	13	24	14	58	31	36	37	0	104	505
8:15 AM	33	131	10	0	174	13	89	9	7	111	18	27	29	7	74	29	40	22	0	91	450
8:30 AM	21	131	2	0	154	8	100	17	0	125	10	12	11	0	33	27	8	19	0	54	366
8:45 AM	18	111	2	0	131	2	110	20	3	132	9	2	6	2	17	38	3	21	0	62	342
Hourly Total	109	509	20	0	638	44	426	62	19	532	58	54	70	23	182	125	87	99	0	311	1663
9:00 AM	12	97	1	0	110	5	91	14	2	110	7	1	6	0	14	14	1	9	0	24	258
9:15 AM	9	98	3	0	110	2	71	11	0	84	6	2	8	0	16	23	0	20	0	43	253
9:30 AM	6	100	3	1	109	6	87	16	0	109	9	3	4	0	16	19	0	14	0	33	267
9:45 AM	12	107	3	0	122	3	88	17	0	108	4	0	10	1	14	20	0	12	0	32	276
Hourly Total	39	402	10	1	451	16	337	58	2	411	26	6	28	1	60	76	1	55	0	132	1054
10:00 AM	6	85	4	0	95	1	83	21	0	105	4	2	4	0	10	18	5	16	0	39	249
10:15 AM	6	111	4	0	121	4	96	15	0	115	3	2	4	0	9	20	4	9	0	33	278
10:30 AM	16	110	2	1	128	5	85	14	0	104	6	3	5	0	14	12	4	20	0	36	282
10:45 AM	21	111	4	1	136	2	109	20	1	131	5	2	4	0	11	31	5	16	0	52	330
Hourly Total	49	417	14	2	480	12	373	70	1	455	18	9	17	0	44	81	18	61	0	160	1139
11:00 AM	13	127	3	0	143	5	124	19	1	148	7	2	9	0	18	22	1	10	0	33	342
11:15 AM	17	138	2	0	157	6	101	22	0	129	8	6	10	0	24	31	3	19	0	53	363
11:30 AM	18	133	3	0	154	6	111	14	1	131	7	2	9	1	18	16	1	23	0	40	343
11:45 AM	20	108	3	1	131	6	145	20	0	171	12	6	6	1	24	34	5	18	0	57	383
Hourly Total	68	506	11	1	585	23	481	75	2	579	34	16	34	2	84	103	10	70	0	183	1431
12:00 PM	23	165	9	1	197	10	147	14	3	171	9	6	1	1	16	35	4	26	0	65	449
12:15 PM	27	154	8	1	189	10	158	15	0	183	10	5	7	1	22	18	9	25	0	52	446

12:30 PM	18	149	8	4	175	10	156	20	1	186	9	5	11	0	25	33	3	28	0	64	450
12:45 PM	26	155	4	0	185	10	145	21	0	176	5	14	6	0	25	40	3	23	0	66	452
Hourly Total	94	623	29	6	746	40	606	70	4	716	33	30	25	2	88	126	19	102	0	247	1797
1:00 PM	20	144	2	1	166	7	144	33	2	184	7	5	4	2	16	22	5	19	1	46	412
1:15 PM	18	136	7	1	161	3	139	14	3	156	5	9	8	0	22	13	4	20	0	37	376
1:30 PM	15	153	4	0	172	9	128	23	1	160	12	5	5	1	22	33	2	23	0	58	412
1:45 PM	22	162	3	0	187	5	116	28	1	149	13	6	4	1	23	23	2	17	1	42	401
Hourly Total	75	595	16	2	686	24	527	98	7	649	37	25	21	4	83	91	13	79	2	183	1601
2:00 PM	13	134	2	0	149	3	137	14	0	154	6	7	9	0	22	30	1	23	0	54	379
2:15 PM	24	128	11	0	163	6	151	22	1	179	7	5	5	1	17	21	2	21	0	44	403
2:30 PM	38	176	5	0	219	14	143	15	1	172	11	9	6	1	26	18	4	21	0	43	460
2:45 PM	21	139	9	3	169	14	145	18	0	177	10	12	8	0	30	33	13	25	0	71	447
Hourly Total	96	577	27	3	700	37	576	69	2	682	34	33	28	2	95	102	20	90	0	212	1689
3:00 PM	28	137	29	1	194	15	118	20	1	153	11	7	6	3	24	27	19	21	3	67	438
3:15 PM	33	131	14	1	178	7	132	16	49	155	31	21	25	69	77	20	8	24	3	52	462
3:30 PM	40	202	8	2	250	4	154	25	4	183	28	13	23	9	64	34	6	20	0	60	557
3:45 PM	44	194	6	0	244	5	136	22	0	163	14	13	13	1	40	33	5	39	0	77	524
Hourly Total	145	664	57	4	866	31	540	83	54	654	84	54	67	82	205	114	38	104	6	256	1981
4:00 PM	29	159	5	0	193	6	149	27	1	182	13	7	8	1	28	32	6	30	0	68	471
4:15 PM	34	157	4	0	195	4	150	32	0	186	8	13	11	0	32	29	4	23	0	56	469
4:30 PM	25	169	5	0	199	6	162	24	0	192	10	8	7	0	25	32	10	19	3	61	477
4:45 PM	53	172	5	0	230	8	156	28	0	192	18	13	6	2	37	37	7	43	0	87	546
Hourly Total	141	657	19	0	817	24	617	111	1	752	49	41	32	3	122	130	27	115	3	272	1963
5:00 PM	46	200	8	0	254	2	158	31	3	191	14	28	6	0	48	56	3	43	2	102	595
5:15 PM	55	191	5	2	251	4	147	21	2	172	23	24	7	1	54	51	9	38	2	98	575
5:30 PM	32	217	7	1	256	3	183	26	0	212	19	17	10	1	46	38	7	31	2	76	590
5:45 PM	23	213	4	1	240	6	140	28	0	174	10	3	8	1	21	39	8	34	0	81	516
Hourly Total	156	821	24	4	1001	15	628	106	5	749	66	72	31	3	169	184	27	146	6	357	2276
6:00 PM	47	177	7	5	231	3	123	20	1	146	10	12	8	1	30	30	3	28	0	61	468
6:15 PM	15	139	3	1	157	5	147	24	0	176	13	5	2	1	20	22	4	21	0	47	400
6:30 PM	16	120	4	0	140	3	124	21	1	148	6	6	4	0	16	35	5	16	0	56	360
6:45 PM	25	107	3	0	135	1	120	20	0	141	4	3	6	0	13	22	1	15	0	38	327
Hourly Total	103	543	17	6	663	12	514	85	2	611	33	26	20	2	79	109	13	80	0	202	1555
7:00 PM	25	101	4	1	130	3	118	16	0	137	4	2	3	0	9	33	2	28	0	63	339
7:15 PM	32	123	3	0	158	7	111	23	0	141	2	1	2	3	5	17	3	10	0	30	334
7:30 PM	28	152	1	1	181	4	99	19	0	122	0	2	3	0	5	17	1	20	0	38	346
7:45 PM	10	77	1	0	88	3	78	12	0	93	2	2	3	2	7	11	4	8	0	23	211
Hourly Total	95	453	9	2	557	17	406	70	0	493	8	7	11	5	26	78	10	66	0	154	1230
8:00 PM	11	55	3	0	69	6	56	17	0	79	1	4	3	0	8	11	2	4	0	17	173
8:15 PM	9	51	3	0	63	2	71	17	0	90	3	0	2	0	5	4	1	6	0	11	169
8:30 PM	7	41	2	0	50	2	71	13	0	86	0	0	1	0	1	12	1	7	0	20	157
8:45 PM	8	46	2	0	56	1	51	5	0	57	2	2	2	0	6	6	0	9	0	15	134
Hourly Total	35	193	10	0	238	11	249	52	0	312	6	6	8	0	20	33	4	26	0	63	633
9:00 PM	15	54	1	0	70	4	57	10	0	71	1	5	2	0	8	5	0	3	0	8	157
9:15 PM	8	37	1	0	46	3	50	14	0	67	2	2	2	0	6	12	1	14	0	27	146
9:30 PM	4	31	0	0	35	2	65	4	0	71	1	2	3	0	6	9	0	3	0	12	124
9:45 PM	3	41	0	0	44	4	36	3	0	43	0	2	1	0	3	3	1	3	0	7	97
Hourly Total	30	163	2	0	195	13	208	31	0	252	4	11	8	0	23	29	2	23	0	54	524
10:00 PM	3	26	1	0	30	1	32	7	0	40	4	0	0	0	4	3	0	1	0	4	78
10:15 PM	6	19	0	0	25	1	34	8	0	43	0	0	1	0	1	5	0	3	0	8	77
10:30 PM	1	11	0	0	12	0	21	2	0	23	0	0	1	0	1	4	1	2	0	7	43
10:45 PM	1	14	0	1	15	1	23	4	0	28	0	0	1	0	1	1	0	2	0	3	47
Hourly Total	11	70	1	1	82	3	110	21	0	134	4	0	3	0	7	13	1	8	0	22	245
11:00 PM	2	12	0	0	14	0	16	1	0	17	0	1	2	0	3	0	0	1	0	1	35
11:15 PM	0	11	1	0	12	0	11	1	0	12	0	0	0	0	0	1	0	3	0	4	28
11:30 PM	0	10	1	0	11	0	21	5	0	26	0	0	1	0	1	5	0	1	0	6	44
11:45 PM	0	9	0	0	9	1	15	2	0	18	0	0	0	0	0	3	0	3	0	6	33
Hourly Total	2	42	2	0	46	1	63	9	0	73	0	1	3	0	4	9	0	8	0	17	140
Grand Total	1351	8130	305	37	9786	374	7461	1172	103	9007	541	417	468	136	1426	1637	332	1375	18	3344	23563
Approach %	13.8	83.1	3.1	-	-	4.2	82.8	13.0	-	-	37.9	29.2	32.8	-	-	49.0	9.9	41.1	-	-	-
Total %	5.7	34.5	1.3	-	41.5	1.6	31.7	5.0	-	38.2	2.3	1.8	2.0	-	6.1	6.9	1.4	5.8	-	14.2	-
Motorcycles	1	3	0	-	4	0	2	0	-	2	0	0	0	-	0	0	0	1	-	1	7
% Motorcycles	0.1	0.0	0.0	-	0.0	0.0	0.0	0.0	-	0.0	0.0	0.0	0.0	-	0.0	0.0	0.0	0.1	-	0.0	0.0
Cars	1046	5733	231	-	7010	300	5421	930	-	6651	394	344	345	-	1083	1265	276	1075	-	2616	17360
% Cars	77.4	70.5	75.7	-	71.6	80.2	72.7	79.4	-	73.8	72.8	82.5	73.7	-	75.9	77.3	83.1	78.2	-	78.2	73.7
Light Goods Vehicles	295	2161	66	-	2522	67	1798	222	-	2087	137	70	105	-	312	359	54	285	-	698	5619
% Light Goods Vehicles	21.8	26.6	21.6	-	25.8	17.9	24.1	18.9	-	23.2	25.3	16.8	22.4	-	21.9	21.9	16.3	20.7	-	20.9	23.8
Buses	4	81	4	-	89	5	85	5	-	95	7	0	11	-	18	2	2	7	-	11	213
% Buses	0.3	1.0	1.3	-	0.9	1.3	1.1	0.4	-	1.1	1.3	0.0	2.4	-	1.3	0.1	0.6	0.5	-	0.3	0.9
Single-Unit Trucks	5	114	3	-	122	2	118	8	-	128	2	2	7	-	11	10	0	5	-	15	276
% Single-Unit Trucks	0.4	1.4	1.0	-	1.2	0.5	1.6	0.7	-	1.4	0.4	0.5	1.5	-	0.8	0.6	0.0	0.4	-	0.4	1.2
Articulated Trucks	0	36	1	-	37	0	37	6	-	43	0	0	0	-	0	1	0	2	-	3	83
% Articulated Trucks	0.0	0.4	0.3	-	0.4	0.0	0.5	0.5	-	0.5	0.0	0.0	0.0	-	0.0	0.1	0.0	0.1	-	0.1	0.4

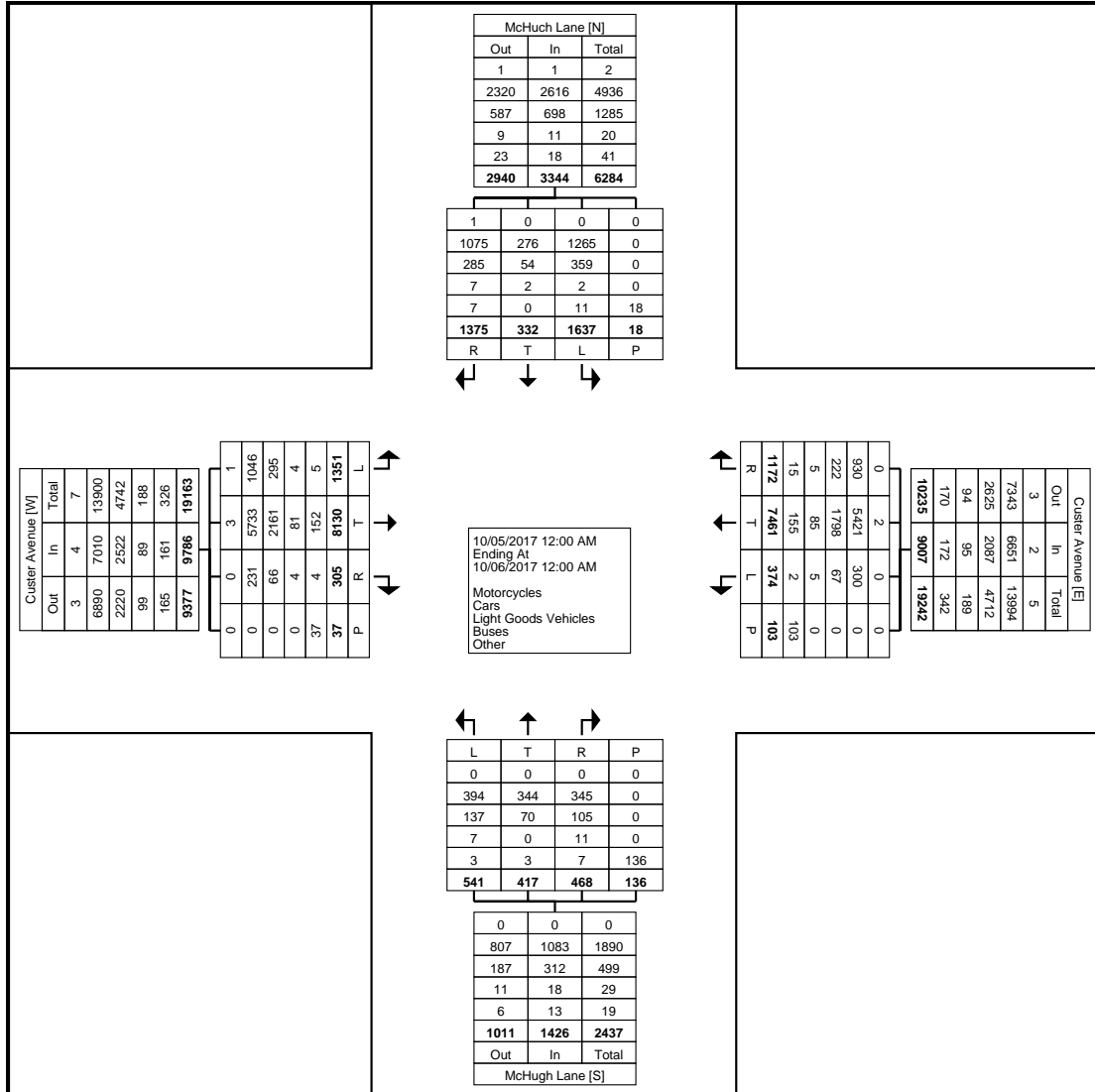
Bicycles on Road	0	2	0	-	2	0	0	1	-	1	1	1	0	-	2	0	0	0	-	0	5
% Bicycles on Road	0.0	0.0	0.0	-	0.0	0.0	0.0	0.1	-	0.0	0.2	0.2	0.0	-	0.1	0.0	0.0	0.0	-	0.0	0.0
Bicycles on Crosswalk	-	-	-	4	-	-	-	-	10	-	-	-	-	13	-	-	-	-	0	-	-
% Bicycles on Crosswalk	-	-	-	10.8	-	-	-	-	9.7	-	-	-	-	9.6	-	-	-	-	0.0	-	-
Pedestrians	-	-	-	33	-	-	-	-	93	-	-	-	-	123	-	-	-	-	18	-	-
% Pedestrians	-	-	-	89.2	-	-	-	-	90.3	-	-	-	-	90.4	-	-	-	-	100.0	-	-



Robert Peccia & Associates
3147 Saddle Drive

Helena, Montana, United States 59601
406-447-5000 srandall@rpa-hln.com

Count Name: McHugh Lane
TMC
Site Code: 07
Start Date: 10/05/2017
Page No: 4



Turning Movement Data Plot



Robert Peccia & Associates
3147 Saddle Drive

Helena, Montana, United States 59601
406-447-5000 srandall@rpa-hln.com

Count Name: McHugh Lane
TMC
Site Code: 07
Start Date: 10/05/2017
Page No: 5

Turning Movement Peak Hour Data (7:30 AM)

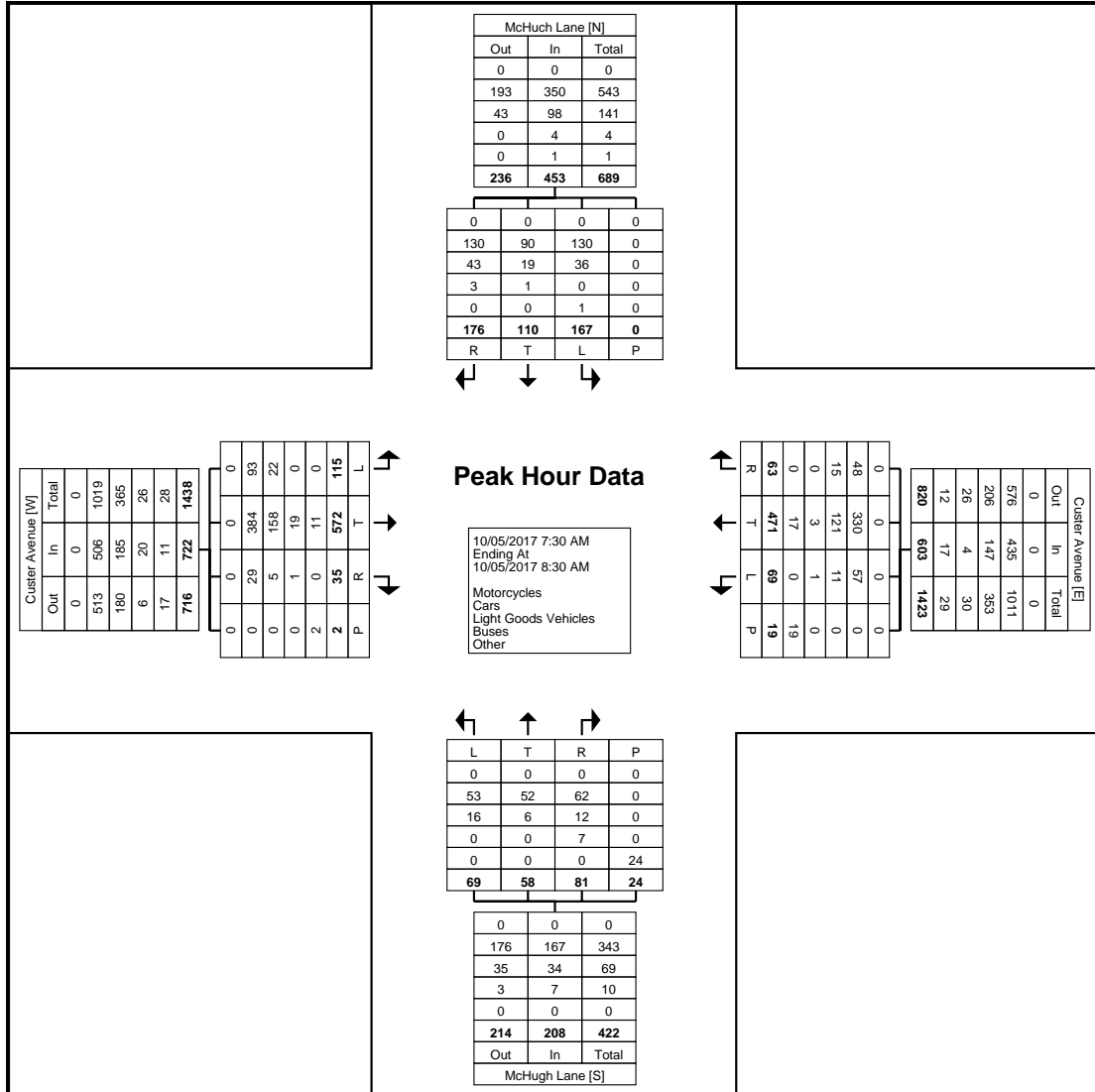
Start Time	Custer Avenue Eastbound					Custer Avenue Westbound					McHugh Lane Northbound					McHuch Lane Southbound					Int. Total
	Left	Thru	Right	Peds	App. Total	Left	Thru	Right	Peds	App. Total	Left	Thru	Right	Peds	App. Total	Left	Thru	Right	Peds	App. Total	
7:30 AM	16	153	11	0	180	18	138	16	0	172	12	7	10	0	29	48	12	57	0	117	498
7:45 AM	29	152	8	2	189	17	117	22	3	156	18	11	18	3	47	59	22	60	0	141	533
8:00 AM	37	136	6	0	179	21	127	16	9	164	21	13	24	14	58	31	36	37	0	104	505
8:15 AM	33	131	10	0	174	13	89	9	7	111	18	27	29	7	74	29	40	22	0	91	450
Total	115	572	35	2	722	69	471	63	19	603	69	58	81	24	208	167	110	176	0	453	1986
Approach %	15.9	79.2	4.8	-	-	11.4	78.1	10.4	-	-	33.2	27.9	38.9	-	-	36.9	24.3	38.9	-	-	-
Total %	5.8	28.8	1.8	-	36.4	3.5	23.7	3.2	-	30.4	3.5	2.9	4.1	-	10.5	8.4	5.5	8.9	-	22.8	-
PHF	0.777	0.935	0.795	-	0.955	0.821	0.853	0.716	-	0.876	0.821	0.537	0.698	-	0.703	0.708	0.688	0.733	-	0.803	0.932
Motorcycles	0	0	0	-	0	0	0	0	-	0	0	0	0	-	0	0	0	0	-	0	0
% Motorcycles	0.0	0.0	0.0	-	0.0	0.0	0.0	0.0	-	0.0	0.0	0.0	0.0	-	0.0	0.0	0.0	0.0	-	0.0	0.0
Cars	93	384	29	-	506	57	330	48	-	435	53	52	62	-	167	130	90	130	-	350	1458
% Cars	80.9	67.1	82.9	-	70.1	82.6	70.1	76.2	-	72.1	76.8	89.7	76.5	-	80.3	77.8	81.8	73.9	-	77.3	73.4
Light Goods Vehicles	22	158	5	-	185	11	121	15	-	147	16	6	12	-	34	36	19	43	-	98	464
% Light Goods Vehicles	19.1	27.6	14.3	-	25.6	15.9	25.7	23.8	-	24.4	23.2	10.3	14.8	-	16.3	21.6	17.3	24.4	-	21.6	23.4
Buses	0	19	1	-	20	1	3	0	-	4	0	0	7	-	7	0	1	3	-	4	35
% Buses	0.0	3.3	2.9	-	2.8	1.4	0.6	0.0	-	0.7	0.0	0.0	8.6	-	3.4	0.0	0.9	1.7	-	0.9	1.8
Single-Unit Trucks	0	5	0	-	5	0	14	0	-	14	0	0	0	-	0	1	0	0	-	1	20
% Single-Unit Trucks	0.0	0.9	0.0	-	0.7	0.0	3.0	0.0	-	2.3	0.0	0.0	0.0	-	0.0	0.6	0.0	0.0	-	0.2	1.0
Articulated Trucks	0	6	0	-	6	0	3	0	-	3	0	0	0	-	0	0	0	0	-	0	9
% Articulated Trucks	0.0	1.0	0.0	-	0.8	0.0	0.6	0.0	-	0.5	0.0	0.0	0.0	-	0.0	0.0	0.0	0.0	-	0.0	0.5
Bicycles on Road	0	0	0	-	0	0	0	0	-	0	0	0	0	-	0	0	0	0	-	0	0
% Bicycles on Road	0.0	0.0	0.0	-	0.0	0.0	0.0	0.0	-	0.0	0.0	0.0	0.0	-	0.0	0.0	0.0	0.0	-	0.0	0.0
Bicycles on Crosswalk	-	-	-	0	-	-	-	-	5	-	-	-	-	5	-	-	-	-	0	-	-
% Bicycles on Crosswalk	-	-	-	0.0	-	-	-	-	26.3	-	-	-	-	20.8	-	-	-	-	-	-	-
Pedestrians	-	-	-	2	-	-	-	-	14	-	-	-	-	19	-	-	-	-	0	-	-
% Pedestrians	-	-	-	100.0	-	-	-	-	73.7	-	-	-	-	79.2	-	-	-	-	-	-	-



Robert Peccia & Associates
3147 Saddle Drive

Helena, Montana, United States 59601
406-447-5000 rrandall@rpa-hln.com

Count Name: McHugh Lane
TMC
Site Code: 07
Start Date: 10/05/2017
Page No: 6



Turning Movement Peak Hour Data Plot (7:30 AM)



Robert Peccia & Associates
3147 Saddle Drive

Helena, Montana, United States 59601
406-447-5000 srandall@rpa-hln.com

Count Name: McHugh Lane
TMC
Site Code: 07
Start Date: 10/05/2017
Page No: 7

Turning Movement Peak Hour Data (3:00 PM)

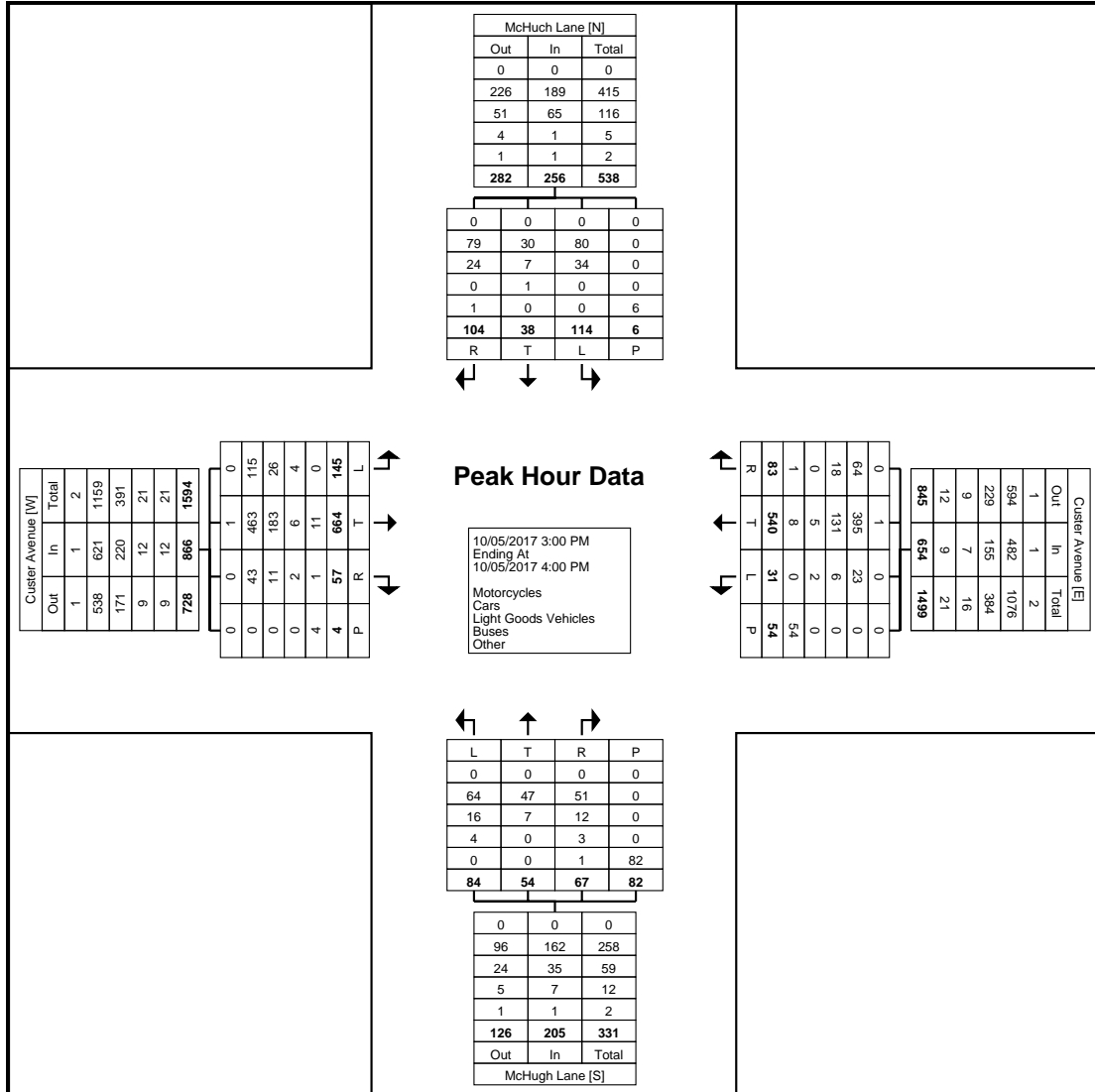
Start Time	Custer Avenue Eastbound					Custer Avenue Westbound					McHugh Lane Northbound					McHuch Lane Southbound					Int. Total
	Left	Thru	Right	Peds	App. Total	Left	Thru	Right	Peds	App. Total	Left	Thru	Right	Peds	App. Total	Left	Thru	Right	Peds	App. Total	
3:00 PM	28	137	29	1	194	15	118	20	1	153	11	7	6	3	24	27	19	21	3	67	438
3:15 PM	33	131	14	1	178	7	132	16	49	155	31	21	25	69	77	20	8	24	3	52	462
3:30 PM	40	202	8	2	250	4	154	25	4	183	28	13	23	9	64	34	6	20	0	60	557
3:45 PM	44	194	6	0	244	5	136	22	0	163	14	13	13	1	40	33	5	39	0	77	524
Total	145	664	57	4	866	31	540	83	54	654	84	54	67	82	205	114	38	104	6	256	1981
Approach %	16.7	76.7	6.6	-	-	4.7	82.6	12.7	-	-	41.0	26.3	32.7	-	-	44.5	14.8	40.6	-	-	-
Total %	7.3	33.5	2.9	-	43.7	1.6	27.3	4.2	-	33.0	4.2	2.7	3.4	-	10.3	5.8	1.9	5.2	-	12.9	-
PHF	0.824	0.822	0.491	-	0.866	0.517	0.877	0.830	-	0.893	0.677	0.643	0.670	-	0.666	0.838	0.500	0.667	-	0.831	0.889
Motorcycles	0	1	0	-	1	0	1	0	-	1	0	0	0	-	0	0	0	0	-	0	2
% Motorcycles	0.0	0.2	0.0	-	0.1	0.0	0.2	0.0	-	0.2	0.0	0.0	0.0	-	0.0	0.0	0.0	0.0	-	0.0	0.1
Cars	115	463	43	-	621	23	395	64	-	482	64	47	51	-	162	80	30	79	-	189	1454
% Cars	79.3	69.7	75.4	-	71.7	74.2	73.1	77.1	-	73.7	76.2	87.0	76.1	-	79.0	70.2	78.9	76.0	-	73.8	73.4
Light Goods Vehicles	26	183	11	-	220	6	131	18	-	155	16	7	12	-	35	34	7	24	-	65	475
% Light Goods Vehicles	17.9	27.6	19.3	-	25.4	19.4	24.3	21.7	-	23.7	19.0	13.0	17.9	-	17.1	29.8	18.4	23.1	-	25.4	24.0
Buses	4	6	2	-	12	2	5	0	-	7	4	0	3	-	7	0	1	0	-	1	27
% Buses	2.8	0.9	3.5	-	1.4	6.5	0.9	0.0	-	1.1	4.8	0.0	4.5	-	3.4	0.0	2.6	0.0	-	0.4	1.4
Single-Unit Trucks	0	7	0	-	7	0	7	1	-	8	0	0	1	-	1	0	0	1	-	1	17
% Single-Unit Trucks	0.0	1.1	0.0	-	0.8	0.0	1.3	1.2	-	1.2	0.0	0.0	1.5	-	0.5	0.0	0.0	1.0	-	0.4	0.9
Articulated Trucks	0	4	1	-	5	0	1	0	-	1	0	0	0	-	0	0	0	0	-	0	6
% Articulated Trucks	0.0	0.6	1.8	-	0.6	0.0	0.2	0.0	-	0.2	0.0	0.0	0.0	-	0.0	0.0	0.0	0.0	-	0.0	0.3
Bicycles on Road	0	0	0	-	0	0	0	0	-	0	0	0	0	-	0	0	0	0	-	0	0
% Bicycles on Road	0.0	0.0	0.0	-	0.0	0.0	0.0	0.0	-	0.0	0.0	0.0	0.0	-	0.0	0.0	0.0	0.0	-	0.0	0.0
Bicycles on Crosswalk	-	-	-	0	-	-	-	-	4	-	-	-	-	1	-	-	-	-	0	-	-
% Bicycles on Crosswalk	-	-	-	0.0	-	-	-	-	7.4	-	-	-	-	1.2	-	-	-	-	0.0	-	-
Pedestrians	-	-	-	4	-	-	-	-	50	-	-	-	-	81	-	-	-	-	6	-	-
% Pedestrians	-	-	-	100.0	-	-	-	-	92.6	-	-	-	-	98.8	-	-	-	-	100.0	-	-



Robert Peccia & Associates
3147 Saddle Drive

Helena, Montana, United States 59601
406-447-5000 rrandall@rpa-hln.com

Count Name: McHugh Lane
TMC
Site Code: 07
Start Date: 10/05/2017
Page No: 8



Turning Movement Peak Hour Data Plot (3:00 PM)



Robert Peccia & Associates
3147 Saddle Drive

Helena, Montana, United States 59601
406-447-5000 srandall@rpa-hln.com

Count Name: McHugh Lane
TMC
Site Code: 07
Start Date: 10/05/2017
Page No: 9

Turning Movement Peak Hour Data (4:45 PM)

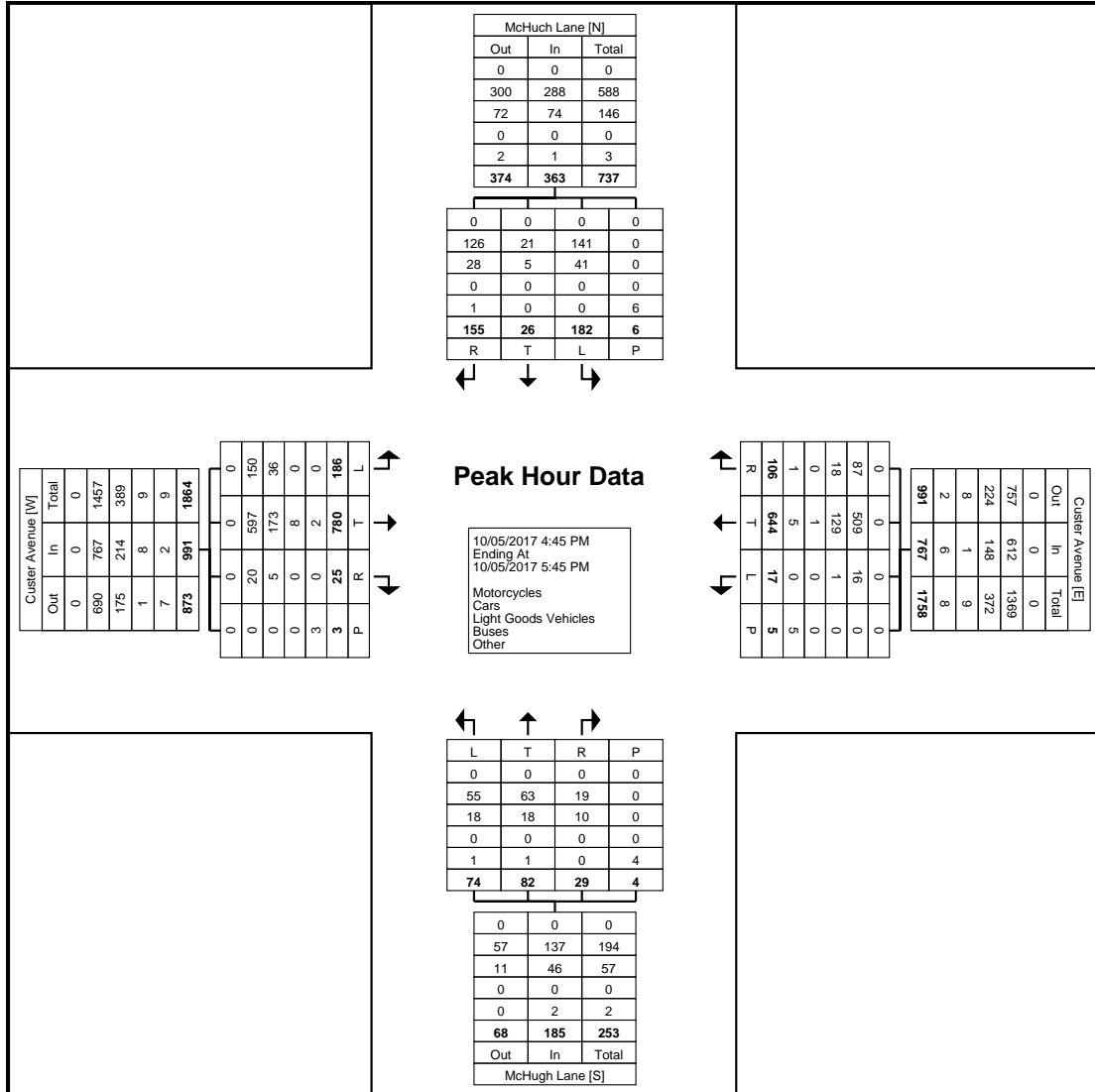
Start Time	Custer Avenue Eastbound					Custer Avenue Westbound					McHugh Lane Northbound					McHugh Lane Southbound					Int. Total
	Left	Thru	Right	Peds	App. Total	Left	Thru	Right	Peds	App. Total	Left	Thru	Right	Peds	App. Total	Left	Thru	Right	Peds	App. Total	
4:45 PM	53	172	5	0	230	8	156	28	0	192	18	13	6	2	37	37	7	43	0	87	546
5:00 PM	46	200	8	0	254	2	158	31	3	191	14	28	6	0	48	56	3	43	2	102	595
5:15 PM	55	191	5	2	251	4	147	21	2	172	23	24	7	1	54	51	9	38	2	98	575
5:30 PM	32	217	7	1	256	3	183	26	0	212	19	17	10	1	46	38	7	31	2	76	590
Total	186	780	25	3	991	17	644	106	5	767	74	82	29	4	185	182	26	155	6	363	2306
Approach %	18.8	78.7	2.5	-	-	2.2	84.0	13.8	-	-	40.0	44.3	15.7	-	-	50.1	7.2	42.7	-	-	-
Total %	8.1	33.8	1.1	-	43.0	0.7	27.9	4.6	-	33.3	3.2	3.6	1.3	-	8.0	7.9	1.1	6.7	-	15.7	-
PHF	0.845	0.899	0.781	-	0.968	0.531	0.880	0.855	-	0.904	0.804	0.732	0.725	-	0.856	0.813	0.722	0.901	-	0.890	0.969
Motorcycles	0	0	0	-	0	0	0	0	-	0	0	0	0	-	0	0	0	0	-	0	0
% Motorcycles	0.0	0.0	0.0	-	0.0	0.0	0.0	0.0	-	0.0	0.0	0.0	0.0	-	0.0	0.0	0.0	0.0	-	0.0	0.0
Cars	150	597	20	-	767	16	509	87	-	612	55	63	19	-	137	141	21	126	-	288	1804
% Cars	80.6	76.5	80.0	-	77.4	94.1	79.0	82.1	-	79.8	74.3	76.8	65.5	-	74.1	77.5	80.8	81.3	-	79.3	78.2
Light Goods Vehicles	36	173	5	-	214	1	129	18	-	148	18	18	10	-	46	41	5	28	-	74	482
% Light Goods Vehicles	19.4	22.2	20.0	-	21.6	5.9	20.0	17.0	-	19.3	24.3	22.0	34.5	-	24.9	22.5	19.2	18.1	-	20.4	20.9
Buses	0	8	0	-	8	0	1	0	-	1	0	0	0	-	0	0	0	0	-	0	9
% Buses	0.0	1.0	0.0	-	0.8	0.0	0.2	0.0	-	0.1	0.0	0.0	0.0	-	0.0	0.0	0.0	0.0	-	0.0	0.4
Single-Unit Trucks	0	0	0	-	0	0	5	0	-	5	0	0	0	-	0	0	0	1	-	1	6
% Single-Unit Trucks	0.0	0.0	0.0	-	0.0	0.0	0.8	0.0	-	0.7	0.0	0.0	0.0	-	0.0	0.0	0.0	0.6	-	0.3	0.3
Articulated Trucks	0	2	0	-	2	0	0	1	-	1	0	0	0	-	0	0	0	0	-	0	3
% Articulated Trucks	0.0	0.3	0.0	-	0.2	0.0	0.0	0.9	-	0.1	0.0	0.0	0.0	-	0.0	0.0	0.0	0.0	-	0.0	0.1
Bicycles on Road	0	0	0	-	0	0	0	0	-	0	1	1	0	-	2	0	0	0	-	0	2
% Bicycles on Road	0.0	0.0	0.0	-	0.0	0.0	0.0	0.0	-	0.0	1.4	1.2	0.0	-	1.1	0.0	0.0	0.0	-	0.0	0.1
Bicycles on Crosswalk	-	-	-	0	-	-	-	-	0	-	-	-	-	2	-	-	-	-	0	-	-
% Bicycles on Crosswalk	-	-	-	0.0	-	-	-	-	0.0	-	-	-	-	50.0	-	-	-	-	0.0	-	-
Pedestrians	-	-	-	3	-	-	-	-	5	-	-	-	-	2	-	-	-	-	6	-	-
% Pedestrians	-	-	-	100.0	-	-	-	-	100.0	-	-	-	-	50.0	-	-	-	-	100.0	-	-



Robert Peccia & Associates
3147 Saddle Drive

Helena, Montana, United States 59601
406-447-5000 rrandall@rpa-hln.com

Count Name: McHugh Lane
TMC
Site Code: 07
Start Date: 10/05/2017
Page No: 10



Turning Movement Peak Hour Data Plot (4:45 PM)



Robert Peccia & Associates
3147 Saddle Drive

Helena, Montana, United States 59601
406-447-5000 rstrandall@rpa-hln.com

Count Name: Villard Street TMC
Site Code: 06
Start Date: 10/05/2017
Page No: 1

Turning Movement Data

Start Time	Custer Avenue Eastbound					Custer Avenue Westbound				Villard Avenue Northbound				Int. Total
	Left	Thru	Right	Peds	App. Total	Left	Thru	Peds	App. Total	Left	Right	Peds	App. Total	
7:00 AM	0	108	15	0	123	6	121	0	127	7	5	3	12	262
7:15 AM	0	151	14	0	165	9	131	0	140	1	5	0	6	311
7:30 AM	0	191	19	0	210	13	171	0	184	5	15	0	20	414
7:45 AM	0	204	29	0	233	9	170	0	179	5	13	0	18	430
Hourly Total	0	654	77	0	731	37	593	0	630	18	38	3	56	1417
8:00 AM	0	170	17	0	187	15	152	0	167	5	17	0	22	376
8:15 AM	0	174	15	0	189	14	114	0	128	2	15	0	17	334
8:30 AM	0	162	8	0	170	13	114	0	127	5	19	0	24	321
8:45 AM	0	147	12	0	159	15	132	0	147	5	11	0	16	322
Hourly Total	0	653	52	0	705	57	512	0	569	17	62	0	79	1353
9:00 AM	0	110	7	0	117	10	100	0	110	3	11	0	14	241
9:15 AM	0	125	5	0	130	14	89	0	103	1	9	0	10	243
9:30 AM	0	124	6	0	130	5	115	0	120	1	14	1	15	265
9:45 AM	0	131	8	0	139	12	112	0	124	2	13	1	15	278
Hourly Total	0	490	26	0	516	41	416	0	457	7	47	2	54	1027
10:00 AM	0	104	4	0	108	8	103	0	111	4	8	0	12	231
10:15 AM	0	126	12	0	138	12	110	0	122	2	16	0	18	278
10:30 AM	0	121	5	0	126	10	100	0	110	7	11	0	18	254
10:45 AM	0	144	4	0	148	5	129	0	134	5	16	1	21	303
Hourly Total	0	495	25	0	520	35	442	0	477	18	51	1	69	1066
11:00 AM	0	154	6	0	160	15	149	0	164	4	17	0	21	345
11:15 AM	0	173	13	0	186	13	125	0	138	4	10	0	14	338
11:30 AM	0	147	6	0	153	19	137	0	156	3	22	0	25	334
11:45 AM	0	145	7	0	152	15	167	0	182	8	20	1	28	362
Hourly Total	0	619	32	0	651	62	578	0	640	19	69	1	88	1379
12:00 PM	0	175	20	0	195	10	177	0	187	6	15	0	21	403
12:15 PM	0	172	10	0	182	11	196	0	207	2	13	0	15	404
12:30 PM	0	180	11	0	191	23	182	0	205	3	19	0	22	418
12:45 PM	0	190	14	0	204	14	169	0	183	4	18	0	22	409
Hourly Total	0	717	55	0	772	58	724	0	782	15	65	0	80	1634
1:00 PM	0	168	7	0	175	22	158	0	180	9	13	0	22	377
1:15 PM	0	161	3	0	164	7	155	0	162	5	13	0	18	344
1:30 PM	0	182	10	0	192	7	152	0	159	3	17	0	20	371
1:45 PM	0	178	12	0	190	14	155	0	169	2	19	0	21	380
Hourly Total	0	689	32	0	721	50	620	0	670	19	62	0	81	1472
2:00 PM	0	166	6	0	172	10	158	0	168	2	15	1	17	357
2:15 PM	0	155	5	0	160	11	164	0	175	7	16	2	23	358
2:30 PM	0	180	16	0	196	13	180	0	193	7	15	0	22	411
2:45 PM	0	177	7	0	184	10	160	0	170	5	18	0	23	377
Hourly Total	0	678	34	0	712	44	662	0	706	21	64	3	85	1503
3:00 PM	0	164	6	0	170	15	161	0	176	2	17	0	19	365
3:15 PM	0	172	10	0	182	4	163	0	167	6	19	3	25	374
3:30 PM	0	244	16	0	260	13	167	0	180	6	25	3	31	471
3:45 PM	0	240	10	0	250	11	160	0	171	6	20	1	26	447
Hourly Total	0	820	42	0	862	43	651	0	694	20	81	7	101	1657
4:00 PM	0	175	12	0	187	16	190	0	206	3	17	0	20	413
4:15 PM	0	193	8	0	201	20	183	0	203	5	30	0	35	439
4:30 PM	0	194	14	0	208	13	188	0	201	4	24	1	28	437
4:45 PM	1	206	10	0	217	16	188	0	204	6	22	1	28	449
Hourly Total	1	768	44	0	813	65	749	0	814	18	93	2	111	1738
5:00 PM	0	250	12	0	262	23	182	0	205	4	26	0	30	497
5:15 PM	0	233	17	0	250	23	188	0	211	1	35	0	36	497
5:30 PM	0	249	12	0	261	14	199	0	213	2	23	5	25	499
5:45 PM	0	238	26	0	264	17	168	0	185	7	20	1	27	476
Hourly Total	0	970	67	0	1037	77	737	0	814	14	104	6	118	1969
6:00 PM	0	213	8	0	221	20	161	0	181	2	20	2	22	424
6:15 PM	0	162	6	0	168	10	160	0	170	4	15	1	19	357
6:30 PM	0	146	11	0	157	3	143	0	146	8	20	0	28	331
6:45 PM	0	125	6	0	131	9	139	0	148	9	10	0	19	298
Hourly Total	0	646	31	0	677	42	603	0	645	23	65	3	88	1410
Grand Total	1	8199	517	0	8717	611	7287	0	7898	209	801	28	1010	17625
Approach %	0.0	94.1	5.9	-	-	7.7	92.3	-	-	20.7	79.3	-	-	-


Total %	0.0	46.5	2.9	-	49.5	3.5	41.3	-	44.8	1.2	4.5	-	5.7	-
Motorcycles	0	6	0	-	6	0	3	-	3	0	2	-	2	11
% Motorcycles	0.0	0.1	0.0	-	0.1	0.0	0.0	-	0.0	0.0	0.2	-	0.2	0.1
Cars	1	5772	422	-	6195	460	5061	-	5521	137	600	-	737	12453
% Cars	100.0	70.4	81.6	-	71.1	75.3	69.5	-	69.9	65.6	74.9	-	73.0	70.7
Light Goods Vehicles	0	2204	85	-	2289	135	1982	-	2117	69	179	-	248	4654
% Light Goods Vehicles	0.0	26.9	16.4	-	26.3	22.1	27.2	-	26.8	33.0	22.3	-	24.6	26.4
Buses	0	80	5	-	85	6	89	-	95	2	4	-	6	186
% Buses	0.0	1.0	1.0	-	1.0	1.0	1.2	-	1.2	1.0	0.5	-	0.6	1.1
Single-Unit Trucks	0	109	4	-	113	8	117	-	125	0	10	-	10	248
% Single-Unit Trucks	0.0	1.3	0.8	-	1.3	1.3	1.6	-	1.6	0.0	1.2	-	1.0	1.4
Articulated Trucks	0	27	1	-	28	2	33	-	35	1	5	-	6	69
% Articulated Trucks	0.0	0.3	0.2	-	0.3	0.3	0.5	-	0.4	0.5	0.6	-	0.6	0.4
Bicycles on Road	0	1	0	-	1	0	2	-	2	0	1	-	1	4
% Bicycles on Road	0.0	0.0	0.0	-	0.0	0.0	0.0	-	0.0	0.0	0.1	-	0.1	0.0
Bicycles on Crosswalk	-	-	-	0	-	-	-	0	-	-	-	5	-	-
% Bicycles on Crosswalk	-	-	-	-	-	-	-	-	-	-	-	17.9	-	-
Pedestrians	-	-	-	0	-	-	-	0	-	-	-	23	-	-
% Pedestrians	-	-	-	-	-	-	-	-	-	-	-	82.1	-	-



Robert Peccia & Associates
3147 Saddle Drive

Helena, Montana, United States 59601
406-447-5000 srandall@rpa-hln.com

Count Name: Villard Street TMC
Site Code: 06
Start Date: 10/05/2017
Page No: 3



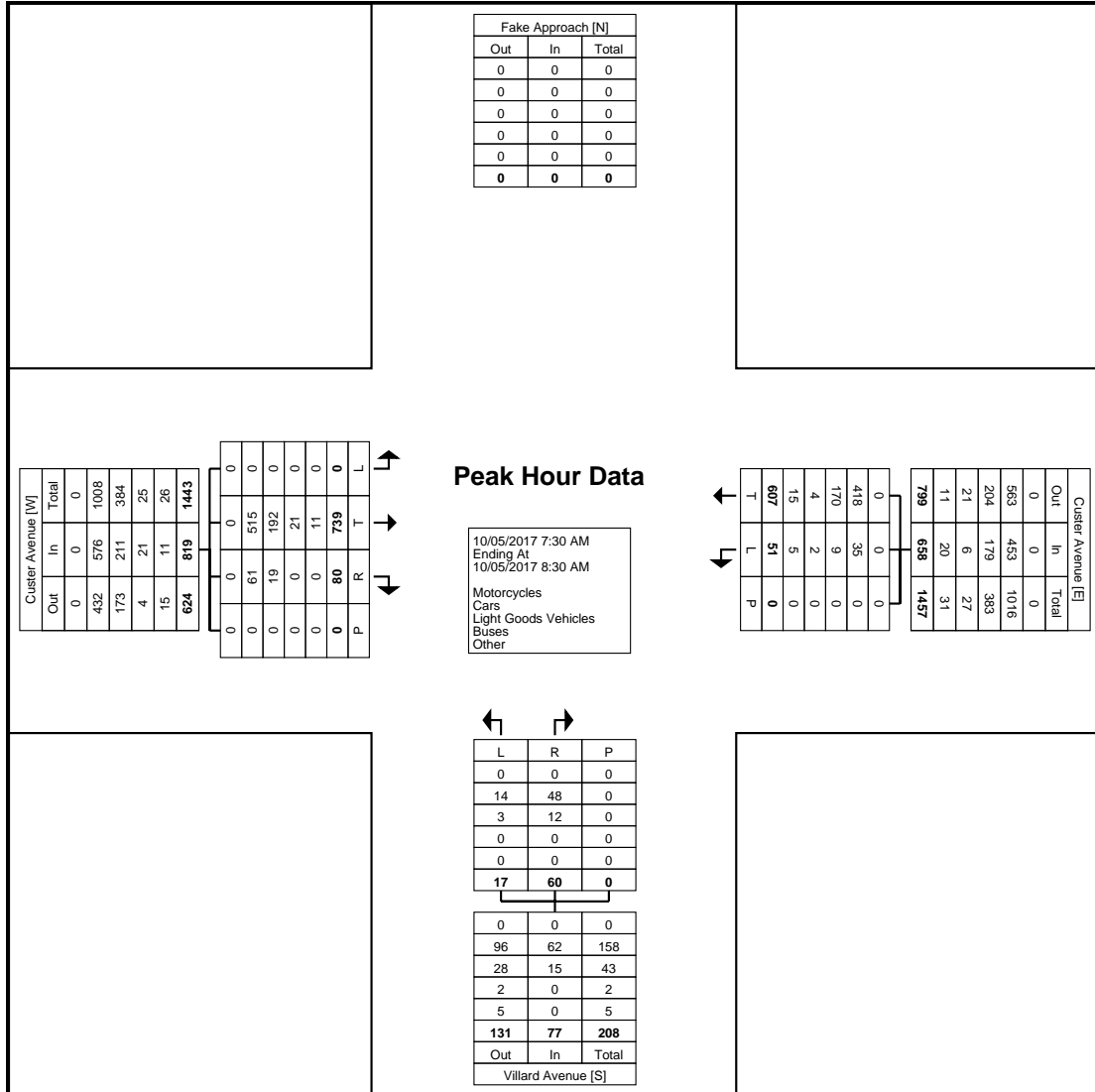
Turning Movement Data Plot



Robert Peccia & Associates
3147 Saddle Drive

Helena, Montana, United States 59601
406-447-5000 srandall@rpa-hln.com

Count Name: Villard Street TMC
Site Code: 06
Start Date: 10/05/2017
Page No: 5



Turning Movement Peak Hour Data Plot (7:30 AM)



Robert Peccia & Associates
3147 Saddle Drive

Helena, Montana, United States 59601
406-447-5000 srandall@rpa-hln.com

Count Name: Villard Street TMC
Site Code: 06
Start Date: 10/05/2017
Page No: 6

Turning Movement Peak Hour Data (3:00 PM)

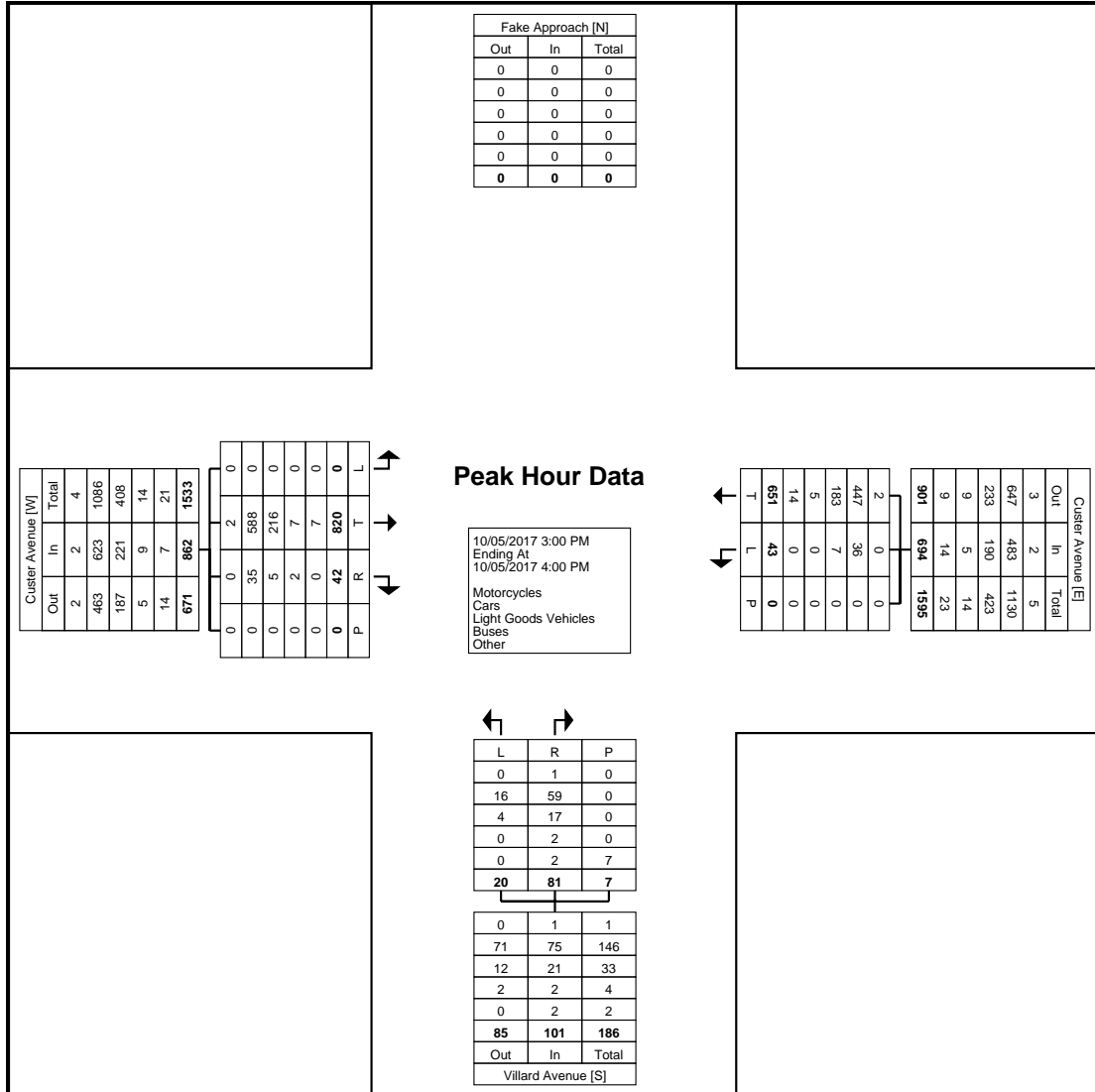
Start Time	Custer Avenue Eastbound					Custer Avenue Westbound				Villard Avenue Northbound				Int. Total
	Left	Thru	Right	Peds	App. Total	Left	Thru	Peds	App. Total	Left	Right	Peds	App. Total	
3:00 PM	0	164	6	0	170	15	161	0	176	2	17	0	19	365
3:15 PM	0	172	10	0	182	4	163	0	167	6	19	3	25	374
3:30 PM	0	244	16	0	260	13	167	0	180	6	25	3	31	471
3:45 PM	0	240	10	0	250	11	160	0	171	6	20	1	26	447
Total	0	820	42	0	862	43	651	0	694	20	81	7	101	1657
Approach %	0.0	95.1	4.9	-	-	6.2	93.8	-	-	19.8	80.2	-	-	-
Total %	0.0	49.5	2.5	-	52.0	2.6	39.3	-	41.9	1.2	4.9	-	6.1	-
PHF	0.000	0.840	0.656	-	0.829	0.717	0.975	-	0.964	0.833	0.810	-	0.815	0.880
Motorcycles	0	2	0	-	2	0	2	-	2	0	1	-	1	5
% Motorcycles	-	0.2	0.0	-	0.2	0.0	0.3	-	0.3	0.0	1.2	-	1.0	0.3
Cars	0	588	35	-	623	36	447	-	483	16	59	-	75	1181
% Cars	-	71.7	83.3	-	72.3	83.7	68.7	-	69.6	80.0	72.8	-	74.3	71.3
Light Goods Vehicles	0	216	5	-	221	7	183	-	190	4	17	-	21	432
% Light Goods Vehicles	-	26.3	11.9	-	25.6	16.3	28.1	-	27.4	20.0	21.0	-	20.8	26.1
Buses	0	7	2	-	9	0	5	-	5	0	2	-	2	16
% Buses	-	0.9	4.8	-	1.0	0.0	0.8	-	0.7	0.0	2.5	-	2.0	1.0
Single-Unit Trucks	0	4	0	-	4	0	12	-	12	0	0	-	0	16
% Single-Unit Trucks	-	0.5	0.0	-	0.5	0.0	1.8	-	1.7	0.0	0.0	-	0.0	1.0
Articulated Trucks	0	3	0	-	3	0	2	-	2	0	1	-	1	6
% Articulated Trucks	-	0.4	0.0	-	0.3	0.0	0.3	-	0.3	0.0	1.2	-	1.0	0.4
Bicycles on Road	0	0	0	-	0	0	0	-	0	0	1	-	1	1
% Bicycles on Road	-	0.0	0.0	-	0.0	0.0	0.0	-	0.0	0.0	1.2	-	1.0	0.1
Bicycles on Crosswalk	-	-	-	0	-	-	-	0	-	-	-	0	-	-
% Bicycles on Crosswalk	-	-	-	-	-	-	-	-	-	-	-	0.0	-	-
Pedestrians	-	-	-	0	-	-	-	0	-	-	-	7	-	-
% Pedestrians	-	-	-	-	-	-	-	-	-	-	-	100.0	-	-



Robert Peccia & Associates
3147 Saddle Drive

Helena, Montana, United States 59601
406-447-5000 srandall@rpa-hln.com

Count Name: Villard Street TMC
Site Code: 06
Start Date: 10/05/2017
Page No: 7



Turning Movement Peak Hour Data Plot (3:00 PM)



Robert Peccia & Associates
3147 Saddle Drive

Helena, Montana, United States 59601
406-447-5000 srandall@rpa-hln.com

Count Name: Villard Street TMC
Site Code: 06
Start Date: 10/05/2017
Page No: 8

Turning Movement Peak Hour Data (4:45 PM)

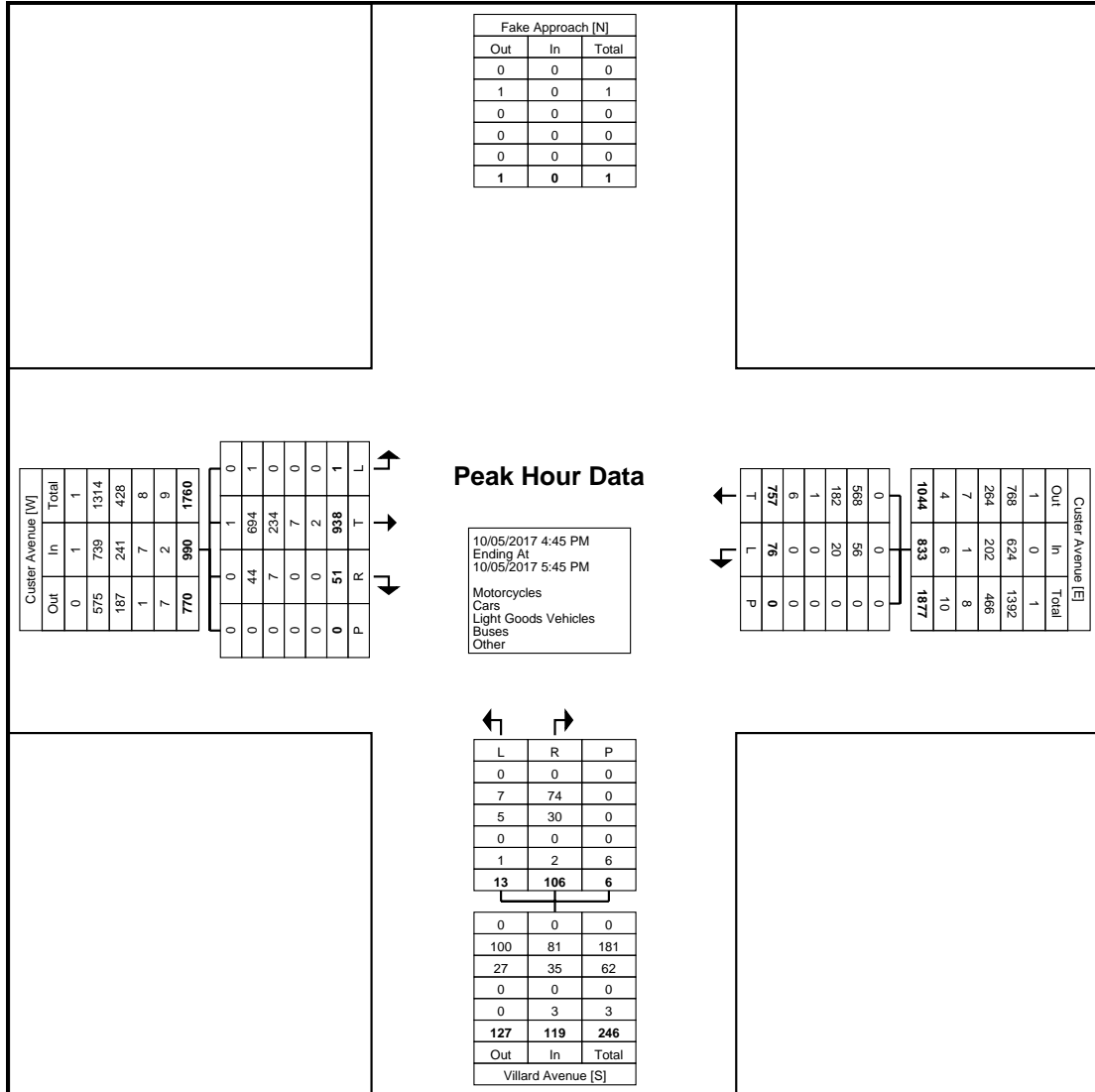
Start Time	Custer Avenue Eastbound					Custer Avenue Westbound				Villard Avenue Northbound				Int. Total
	Left	Thru	Right	Peds	App. Total	Left	Thru	Peds	App. Total	Left	Right	Peds	App. Total	
4:45 PM	1	206	10	0	217	16	188	0	204	6	22	1	28	449
5:00 PM	0	250	12	0	262	23	182	0	205	4	26	0	30	497
5:15 PM	0	233	17	0	250	23	188	0	211	1	35	0	36	497
5:30 PM	0	249	12	0	261	14	199	0	213	2	23	5	25	499
Total	1	938	51	0	990	76	757	0	833	13	106	6	119	1942
Approach %	0.1	94.7	5.2	-	-	9.1	90.9	-	-	10.9	89.1	-	-	-
Total %	0.1	48.3	2.6	-	51.0	3.9	39.0	-	42.9	0.7	5.5	-	6.1	-
PHF	0.250	0.938	0.750	-	0.945	0.826	0.951	-	0.978	0.542	0.757	-	0.826	0.973
Motorcycles	0	1	0	-	1	0	0	-	0	0	0	-	0	1
% Motorcycles	0.0	0.1	0.0	-	0.1	0.0	0.0	-	0.0	0.0	0.0	-	0.0	0.1
Cars	1	694	44	-	739	56	568	-	624	7	74	-	81	1444
% Cars	100.0	74.0	86.3	-	74.6	73.7	75.0	-	74.9	53.8	69.8	-	68.1	74.4
Light Goods Vehicles	0	234	7	-	241	20	182	-	202	5	30	-	35	478
% Light Goods Vehicles	0.0	24.9	13.7	-	24.3	26.3	24.0	-	24.2	38.5	28.3	-	29.4	24.6
Buses	0	7	0	-	7	0	1	-	1	0	0	-	0	8
% Buses	0.0	0.7	0.0	-	0.7	0.0	0.1	-	0.1	0.0	0.0	-	0.0	0.4
Single-Unit Trucks	0	0	0	-	0	0	4	-	4	0	1	-	1	5
% Single-Unit Trucks	0.0	0.0	0.0	-	0.0	0.0	0.5	-	0.5	0.0	0.9	-	0.8	0.3
Articulated Trucks	0	2	0	-	2	0	1	-	1	1	1	-	2	5
% Articulated Trucks	0.0	0.2	0.0	-	0.2	0.0	0.1	-	0.1	7.7	0.9	-	1.7	0.3
Bicycles on Road	0	0	0	-	0	0	1	-	1	0	0	-	0	1
% Bicycles on Road	0.0	0.0	0.0	-	0.0	0.0	0.1	-	0.1	0.0	0.0	-	0.0	0.1
Bicycles on Crosswalk	-	-	-	0	-	-	-	0	-	-	-	0	-	-
% Bicycles on Crosswalk	-	-	-	-	-	-	-	-	-	-	-	0.0	-	-
Pedestrians	-	-	-	0	-	-	-	0	-	-	-	6	-	-
% Pedestrians	-	-	-	-	-	-	-	-	-	-	-	100.0	-	-



Robert Peccia & Associates
3147 Saddle Drive

Helena, Montana, United States 59601
406-447-5000 srandall@rpa-hln.com

Count Name: Villard Street TMC
Site Code: 06
Start Date: 10/05/2017
Page No: 9



Turning Movement Peak Hour Data Plot (4:45 PM)



Robert Peccia & Associates
3147 Saddle Drive

Helena, Montana, United States 59601
406-447-5000 srandall@rpa-hln.com

Count Name: North Montana
Avenue TMC
Site Code: 05
Start Date: 10/05/2017
Page No: 1

Turning Movement Data

Start Time	Custer Avenue Eastbound					Custer Avenue Westbound					North Montana Avenue Northbound					North Montana Avenue Southbound					Int. Total
	Left	Thru	Right	Peds	App. Total	Left	Thru	Right	Peds	App. Total	Left	Thru	Right	Peds	App. Total	Left	Thru	Right	Peds	App. Total	
12:00 AM	0	6	2	0	8	3	6	4	0	13	4	4	6	0	14	1	5	1	0	7	42
12:15 AM	2	1	2	0	5	3	3	4	0	10	3	8	1	0	12	1	3	3	0	7	34
12:30 AM	1	4	1	0	6	2	4	4	0	10	1	9	4	0	14	4	2	3	0	9	39
12:45 AM	0	4	2	0	6	1	1	0	0	2	1	1	4	0	6	1	0	1	0	2	16
Hourly Total	3	15	7	0	25	9	14	12	0	35	9	22	15	0	46	7	10	8	0	25	131
1:00 AM	0	4	1	0	5	1	4	3	0	8	3	2	3	0	8	1	5	1	0	7	28
1:15 AM	0	2	0	0	2	2	3	1	0	6	0	0	1	0	1	3	1	0	0	4	13
1:30 AM	0	1	1	0	2	1	5	1	0	7	1	1	2	0	4	0	3	0	0	3	16
1:45 AM	1	3	0	0	4	0	2	1	0	3	2	5	2	0	9	0	1	0	0	1	17
Hourly Total	1	10	2	0	13	4	14	6	0	24	6	8	8	0	22	4	10	1	0	15	74
2:00 AM	1	3	3	0	7	2	3	1	0	6	4	4	2	0	10	1	1	0	0	2	25
2:15 AM	1	3	0	0	4	0	5	1	0	6	1	1	2	0	4	4	0	1	0	5	19
2:30 AM	0	1	0	0	1	1	6	3	0	10	0	5	1	0	6	2	4	1	0	7	24
2:45 AM	0	3	0	0	3	2	2	1	0	5	0	1	0	0	1	0	1	3	0	4	13
Hourly Total	2	10	3	0	15	5	16	6	0	27	5	11	5	0	21	7	6	5	0	18	81
3:00 AM	0	1	0	0	1	0	2	0	0	2	0	1	1	0	2	0	1	0	0	1	6
3:15 AM	0	1	0	0	1	1	5	1	0	7	0	1	1	0	2	0	0	0	0	0	10
3:30 AM	0	6	1	0	7	0	1	1	0	2	0	1	5	0	6	1	1	0	0	2	17
3:45 AM	0	8	0	0	8	1	2	3	0	6	0	0	3	0	3	6	2	1	0	9	26
Hourly Total	0	16	1	0	17	2	10	5	0	17	0	3	10	0	13	7	4	1	0	12	59
4:00 AM	1	6	0	0	7	3	2	1	0	6	2	1	0	0	3	5	3	1	0	9	25
4:15 AM	2	3	2	0	7	0	6	2	0	8	0	3	0	0	3	4	0	0	0	4	22
4:30 AM	1	4	2	0	7	1	8	2	0	11	0	2	2	0	4	9	2	0	0	11	33
4:45 AM	0	8	1	0	9	3	5	2	0	10	1	3	1	0	5	7	5	0	0	12	36
Hourly Total	4	21	5	0	30	7	21	7	0	35	3	9	3	0	15	25	10	1	0	36	116
5:00 AM	0	13	0	0	13	5	4	3	0	12	1	1	1	0	3	6	8	2	0	16	44
5:15 AM	1	12	2	1	15	5	5	4	0	14	2	3	2	0	7	26	8	2	0	36	72
5:30 AM	3	34	3	0	40	10	19	7	0	36	0	3	2	0	5	24	17	3	0	44	125
5:45 AM	0	31	6	0	37	9	24	14	0	47	3	4	0	0	7	34	20	7	0	61	152
Hourly Total	4	90	11	1	105	29	52	28	0	109	6	11	5	0	22	90	53	14	0	157	393
6:00 AM	5	31	4	0	40	7	26	14	1	47	2	9	5	0	16	13	22	5	1	40	143
6:15 AM	8	37	12	1	57	13	38	20	0	71	4	5	2	1	11	22	30	4	0	56	195
6:30 AM	8	61	12	0	81	16	50	13	0	79	4	10	1	0	15	47	48	12	0	107	282
6:45 AM	5	68	28	0	101	27	62	18	1	107	8	5	13	1	26	64	62	11	0	137	371
Hourly Total	26	197	56	1	279	63	176	65	2	304	18	29	21	2	68	146	162	32	1	340	991
7:00 AM	7	70	16	0	93	42	88	25	0	155	14	19	8	0	41	54	80	25	1	159	448
7:15 AM	12	125	27	0	164	28	93	44	0	165	14	17	16	0	47	61	83	17	1	161	537
7:30 AM	12	114	45	0	171	61	127	42	0	230	17	35	13	0	65	83	164	31	0	278	744
7:45 AM	16	143	49	0	208	55	133	55	0	243	36	51	17	0	104	94	169	19	1	282	837
Hourly Total	47	452	137	0	636	186	441	166	0	793	81	122	54	0	257	292	496	92	3	880	2566
8:00 AM	26	110	35	0	171	49	120	47	0	216	29	49	12	0	90	57	113	18	0	188	665
8:15 AM	21	111	47	0	179	57	95	48	0	200	28	50	24	0	102	61	106	14	0	181	662
8:30 AM	23	114	32	0	169	50	100	48	0	198	28	73	25	0	126	46	103	13	0	162	655
8:45 AM	23	94	24	0	141	63	106	56	1	225	21	70	33	0	124	61	106	12	0	179	669
Hourly Total	93	429	138	0	660	219	421	199	1	839	106	242	94	0	442	225	428	57	0	710	2651
9:00 AM	22	70	24	0	116	39	63	43	0	145	28	82	33	0	143	51	83	14	0	148	552
9:15 AM	33	91	19	0	143	61	71	40	0	172	29	59	28	0	116	51	67	9	0	127	558
9:30 AM	27	95	14	0	136	39	67	39	0	145	21	55	32	0	108	48	70	25	0	143	532
9:45 AM	24	91	15	0	130	58	81	47	0	186	24	77	29	1	130	74	80	17	0	171	617
Hourly Total	106	347	72	0	525	197	282	169	0	648	102	273	122	1	497	224	300	65	0	589	2259
10:00 AM	23	67	22	0	112	44	87	43	0	174	24	62	51	1	137	55	59	22	0	136	559
10:15 AM	34	92	21	5	147	55	79	54	2	188	32	76	30	1	138	65	79	17	0	161	634
10:30 AM	48	70	36	0	154	58	80	42	0	180	32	87	47	0	166	59	54	19	0	132	632
10:45 AM	30	90	24	0	144	55	83	47	1	185	28	88	48	1	164	68	84	25	0	177	670
Hourly Total	135	319	103	5	557	212	329	186	3	727	116	313	176	3	605	247	276	83	0	606	2495
11:00 AM	31	103	34	2	168	73	104	51	0	228	46	90	45	0	181	59	92	14	2	165	742
11:15 AM	52	102	30	1	184	66	85	64	1	215	30	109	59	1	198	57	95	10	1	162	759
11:30 AM	43	107	21	2	171	80	109	62	1	251	36	101	50	0	187	68	100	18	1	186	795
11:45 AM	48	92	39	1	179	69	102	64	1	235	58	130	47	1	235	63	109	32	0	204	853
Hourly Total	174	404	124	6	702	288	400	241	3	929	170	430	201	2	801	247	396	74	4	717	3149
12:00 PM	33	107	42	3	182	76	120	53	0	249	41	138	73	0	252	62	101	21	3	184	867
12:15 PM	48	115	38	1	201	74	120	67	0	261	48	133	69	0	250	68	90	23	1	181	893

12:30 PM	37	119	47	0	203	67	122	56	0	245	47	100	53	0	200	79	91	24	0	194	842
12:45 PM	42	129	42	1	213	56	121	58	0	235	38	126	57	0	221	78	98	21	1	197	866
Hourly Total	160	470	169	5	799	273	483	234	0	990	174	497	252	0	923	287	380	89	5	756	3468
1:00 PM	41	117	37	0	195	64	116	56	0	236	43	129	47	0	219	56	101	14	0	171	821
1:15 PM	47	110	22	0	179	86	111	52	0	249	33	114	62	0	209	76	102	11	0	189	826
1:30 PM	48	117	46	0	211	65	102	59	0	226	38	95	56	0	189	65	94	14	0	173	799
1:45 PM	45	122	34	0	201	56	96	58	0	210	40	101	55	0	196	69	100	23	0	192	799
Hourly Total	181	466	139	0	786	271	425	225	0	921	154	439	220	0	813	266	397	62	0	725	3245
2:00 PM	28	124	34	1	186	71	107	47	1	225	47	130	44	0	221	69	88	24	0	181	813
2:15 PM	39	96	21	0	156	67	117	62	0	246	32	102	54	0	188	65	85	24	1	174	764
2:30 PM	43	124	28	1	195	62	108	74	2	244	57	128	49	1	234	69	99	28	0	196	869
2:45 PM	40	101	44	2	185	55	100	60	2	215	45	114	71	0	230	60	109	20	3	189	819
Hourly Total	150	445	127	4	722	255	432	243	5	930	181	474	218	1	873	263	381	96	4	740	3265
3:00 PM	41	111	35	0	187	44	115	61	0	220	40	130	41	0	211	72	101	13	0	186	804
3:15 PM	34	116	32	0	182	59	106	65	0	230	38	114	52	0	204	73	99	25	0	197	813
3:30 PM	47	157	24	3	228	63	121	82	2	266	36	146	52	0	234	61	108	21	1	190	918
3:45 PM	47	162	35	2	244	54	89	94	3	237	51	129	57	1	237	65	103	19	2	187	905
Hourly Total	169	546	126	5	841	220	431	302	5	953	165	519	202	1	886	271	411	78	3	760	3440
4:00 PM	51	124	27	1	202	67	122	84	1	273	48	168	61	1	277	62	100	20	1	182	934
4:15 PM	45	147	35	1	227	53	132	82	0	267	53	157	62	0	272	58	101	24	1	183	949
4:30 PM	42	138	30	0	210	58	139	88	5	285	41	154	54	1	249	60	97	27	3	184	928
4:45 PM	52	151	27	0	230	64	135	92	2	291	48	147	59	2	254	63	117	18	0	198	973
Hourly Total	190	560	119	2	869	242	528	346	8	1116	190	626	236	4	1052	243	415	89	5	747	3784
5:00 PM	46	180	37	0	263	75	113	117	0	305	49	158	69	2	276	61	113	26	0	200	1044
5:15 PM	44	170	37	0	251	64	140	97	2	301	31	182	71	2	284	60	113	15	1	188	1024
5:30 PM	44	177	40	0	261	66	137	96	0	299	43	153	65	0	261	66	93	25	1	184	1005
5:45 PM	49	151	32	0	232	64	124	86	0	274	33	90	39	0	162	89	117	18	2	224	892
Hourly Total	183	678	146	0	1007	269	514	396	2	1179	156	583	244	4	983	276	436	84	4	796	3965
6:00 PM	50	164	35	0	249	69	105	66	0	240	42	136	54	0	232	55	71	28	0	154	875
6:15 PM	36	111	37	0	184	55	99	60	1	214	43	114	45	0	202	71	81	17	0	169	769
6:30 PM	29	106	24	0	159	57	89	60	0	206	38	99	43	8	180	73	67	18	0	158	703
6:45 PM	38	86	34	0	158	54	102	51	0	207	30	85	43	0	158	57	66	20	1	143	666
Hourly Total	153	467	130	0	750	235	395	237	1	867	153	434	185	8	772	256	285	83	1	624	3013
7:00 PM	39	89	22	1	150	61	102	54	0	217	18	94	30	0	142	54	56	19	0	129	638
7:15 PM	35	96	19	1	150	58	91	46	0	195	24	72	41	0	137	53	68	15	0	136	618
7:30 PM	30	121	28	1	179	41	66	59	1	166	18	67	30	1	115	48	54	14	0	116	576
7:45 PM	23	62	16	0	101	31	62	47	1	140	15	64	41	0	120	49	55	8	0	112	473
Hourly Total	127	368	85	3	580	191	321	206	2	718	75	297	142	1	514	204	233	56	0	493	2305
8:00 PM	22	48	16	0	86	32	55	36	0	123	16	52	20	0	88	27	38	10	0	75	372
8:15 PM	17	44	6	0	67	38	55	30	0	123	13	81	23	0	117	24	32	15	0	71	378
8:30 PM	14	45	5	0	64	18	63	25	0	106	14	37	21	0	72	24	40	10	0	74	316
8:45 PM	21	31	8	0	60	20	33	24	0	77	8	43	15	0	66	21	37	13	0	71	274
Hourly Total	74	168	35	0	277	108	206	115	0	429	51	213	79	0	343	96	147	48	0	291	1340
9:00 PM	12	43	10	0	65	15	43	22	0	80	17	48	20	0	85	33	23	3	0	59	289
9:15 PM	9	29	12	0	50	16	31	22	0	69	17	82	28	0	127	19	28	4	0	51	297
9:30 PM	7	29	9	0	45	17	36	16	0	69	22	28	13	0	63	21	17	5	0	43	220
9:45 PM	9	36	9	0	54	14	34	16	0	64	8	20	9	0	37	6	11	2	0	19	174
Hourly Total	37	137	40	0	214	62	144	76	0	282	64	178	70	0	312	79	79	14	0	172	980
10:00 PM	11	20	3	0	34	17	26	11	0	54	7	18	6	0	31	4	9	4	0	17	136
10:15 PM	7	18	6	0	31	5	29	16	0	50	5	18	10	0	33	6	8	3	0	17	131
10:30 PM	6	15	2	0	23	5	19	10	0	34	7	10	12	0	29	10	9	1	0	20	106
10:45 PM	5	16	3	0	24	7	19	6	0	32	4	8	5	0	17	7	7	5	0	19	92
Hourly Total	29	69	14	0	112	34	93	43	0	170	23	54	33	0	110	27	33	13	0	73	465
11:00 PM	2	12	0	0	14	9	13	8	0	30	2	15	6	0	23	2	10	2	0	14	81
11:15 PM	3	3	3	0	9	1	8	8	0	17	4	11	5	0	20	8	10	1	0	19	65
11:30 PM	3	8	5	0	16	9	22	4	0	35	6	5	5	0	16	6	9	2	0	17	84
11:45 PM	4	8	2	1	14	3	9	2	0	14	3	9	5	0	17	3	9	2	0	14	59
Hourly Total	12	31	10	1	53	22	52	22	0	96	15	40	21	0	76	19	38	7	0	64	289
Grand Total	2060	6715	1799	33	10574	3403	6200	3535	32	13138	2023	5827	2616	27	10466	3808	5386	1152	30	10346	44524
Approach %	19.5	63.5	17.0	-	-	25.9	47.2	26.9	-	-	19.3	55.7	25.0	-	-	36.8	52.1	11.1	-	-	-
Total %	4.6	15.1	4.0	-	23.7	7.6	13.9	7.9	-	29.5	4.5	13.1	5.9	-	23.5	8.6	12.1	2.6	-	23.2	-
Motorcycles	1	3	2	-	6	0	0	3	-	3	1	9	1	-	11	0	15	0	-	15	35
% Motorcycles	0.0	0.0	0.1	-	0.1	0.0	0.0	0.1	-	0.0	0.0	0.2	0.0	-	0.1	0.0	0.3	0.0	-	0.1	0.1
Cars	1706	4729	1286	-	7721	2519	4806	2525	-	9850	1482	4611	1990	-	8083	3013	4026	980	-	8019	33673
% Cars	82.8	70.4	71.5	-	73.0	74.0	77.5	71.4	-	75.0	73.3	79.1	76.1	-	77.2	79.1	74.7	85.1	-	77.5	75.6
Light Goods Vehicles	330	1771	479	-	2580	836	1168	938	-	2942	506	1140	571	-	2217	720	1293	149	-	2162	9901
% Light Goods Vehicles	16.0	26.4	26.6	-	24.4	24.6	18.8	26.5	-	22.4	25.0	19.6	21.8	-	21.2	18.9	24.0	12.9	-	20.9	22.2
Buses	5	66	13	-	84	4	72	17	-	93	20	19	10	-	49	11	21	8	-	40	266
% Buses	0.2	1.0	0.7	-	0.8	0.1	1.2	0.5	-	0.7	1.0	0.3	0.4	-	0.5	0.3	0.4	0.7	-	0.4	0.6
Single-Unit Trucks	15	113	14	-	142	35	118	45	-	198	12	37	31	-	80	55	24	10	-	89	509
% Single-Unit Trucks	0.7	1.7	0.8	-	1.3	1.0	1.9	1.3	-	1.5	0.6	0.6	1.2	-	0.8	1.4	0.4	0.9	-	0.9	1.1
Articulated Trucks	3	33	5	-	41	9	36	6	-	51	2	11	12	-	25	9	7	5	-	21	138
% Articulated Trucks	0.1	0.5	0.3	-	0.4	0.3	0.6	0.2	-	0.4	0.1	0.2	0.5	-	0.2	0.2	0.1	0.4	-	0.2	0.3

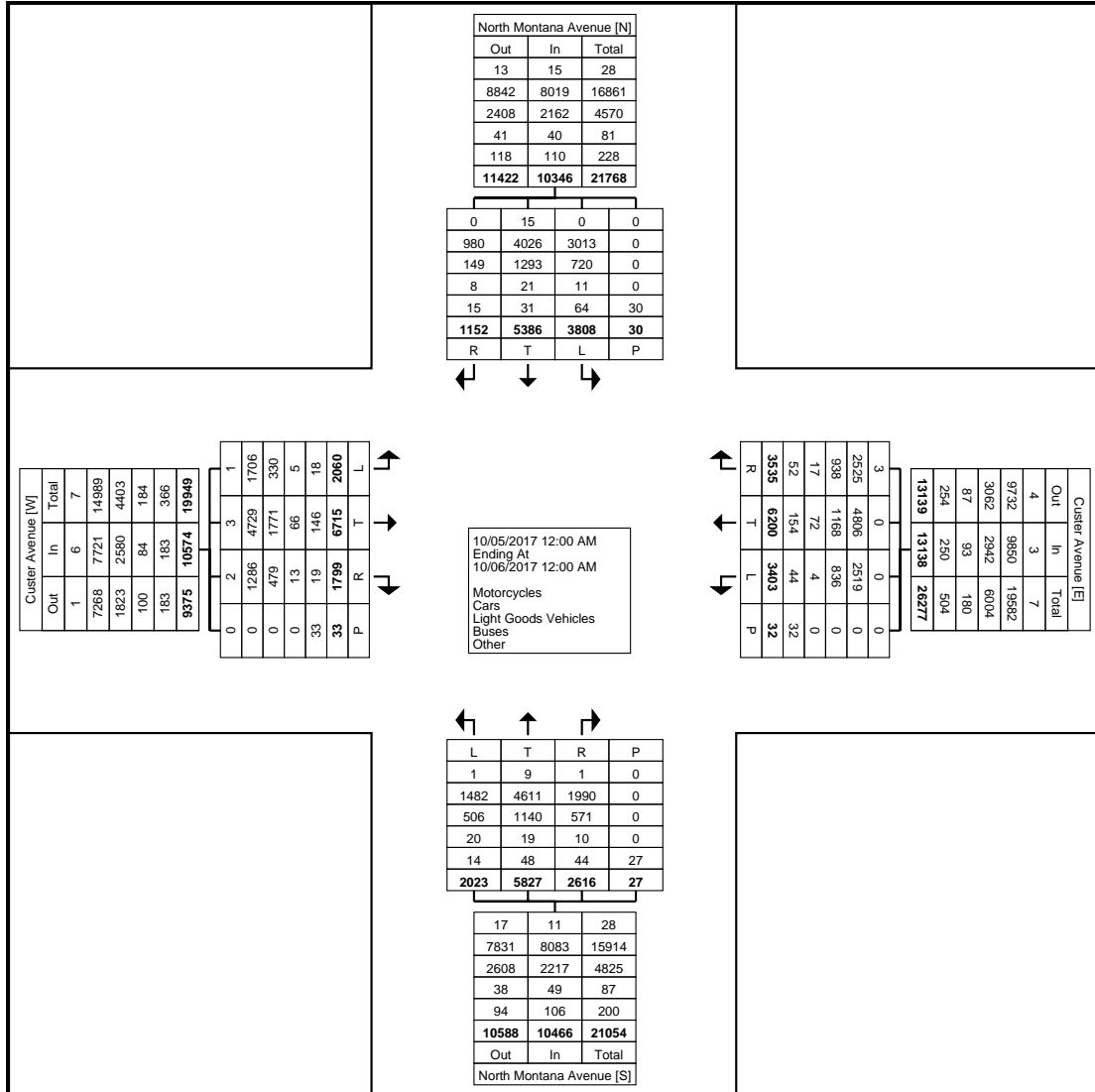
Bicycles on Road	0	0	0	-	0	0	0	1	-	1	0	0	1	-	1	0	0	0	-	0	2
% Bicycles on Road	0.0	0.0	0.0	-	0.0	0.0	0.0	0.0	-	0.0	0.0	0.0	0.0	-	0.0	0.0	0.0	0.0	-	0.0	0.0
Bicycles on Crosswalk	-	-	-	4	-	-	-	-	4	-	-	-	-	4	-	-	-	-	6	-	-
% Bicycles on Crosswalk	-	-	-	12.1	-	-	-	-	12.5	-	-	-	-	14.8	-	-	-	-	20.0	-	-
Pedestrians	-	-	-	29	-	-	-	-	28	-	-	-	-	23	-	-	-	-	24	-	-
% Pedestrians	-	-	-	87.9	-	-	-	-	87.5	-	-	-	-	85.2	-	-	-	-	80.0	-	-



Robert Peccia & Associates
3147 Saddle Drive

Helena, Montana, United States 59601
406-447-5000 rrandall@rpa-hln.com

Count Name: North Montana
Avenue TMC
Site Code: 05
Start Date: 10/05/2017
Page No: 4



Turning Movement Data Plot



Robert Peccia & Associates
3147 Saddle Drive

Helena, Montana, United States 59601
406-447-5000 srandall@rpa-hln.com

Count Name: North Montana
Avenue TMC
Site Code: 05
Start Date: 10/05/2017
Page No: 5

Turning Movement Peak Hour Data (7:30 AM)

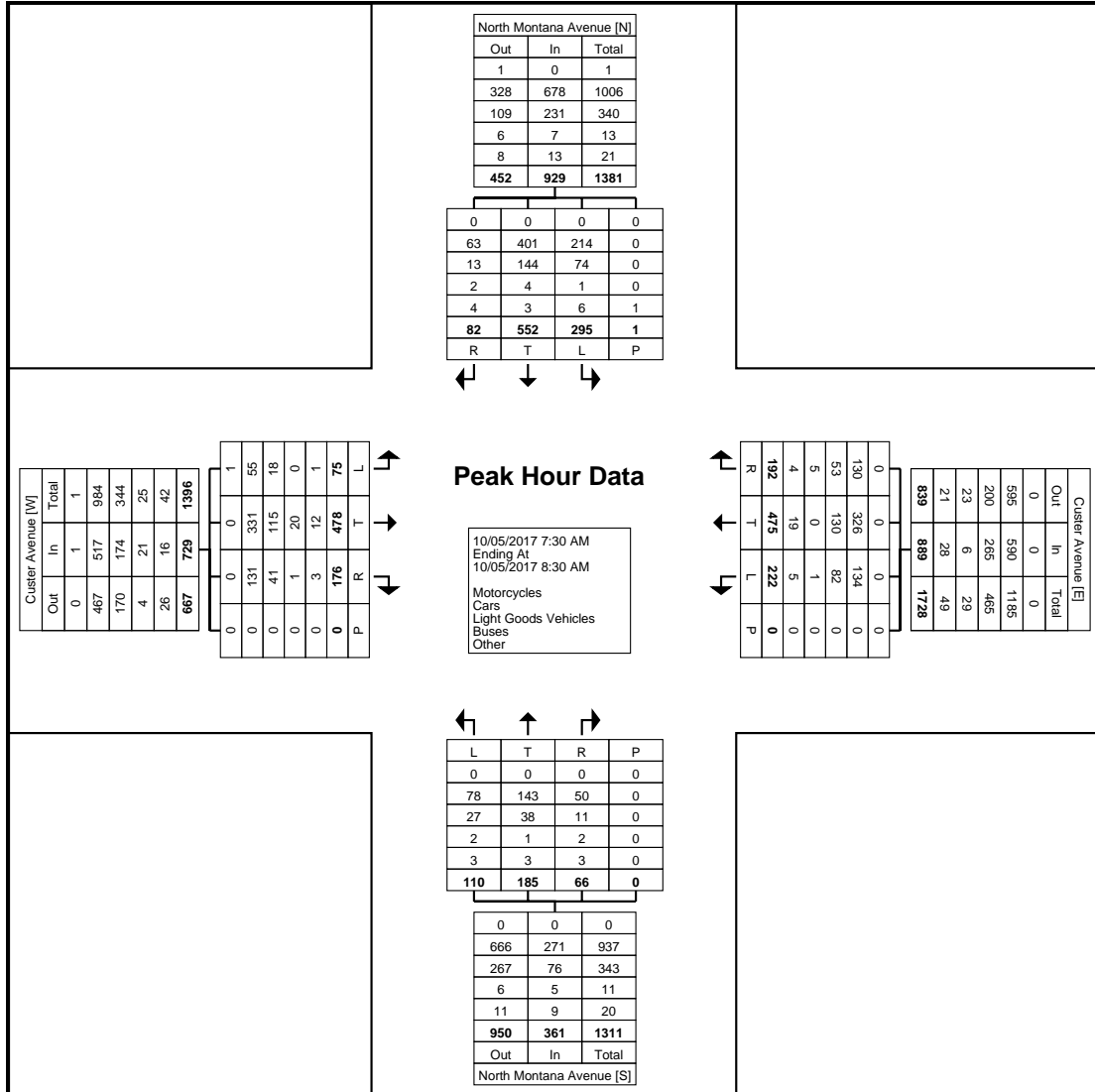
Start Time	Custer Avenue Eastbound					Custer Avenue Westbound					North Montana Avenue Northbound					North Montana Avenue Southbound					Int. Total
	Left	Thru	Right	Peds	App. Total	Left	Thru	Right	Peds	App. Total	Left	Thru	Right	Peds	App. Total	Left	Thru	Right	Peds	App. Total	
7:30 AM	12	114	45	0	171	61	127	42	0	230	17	35	13	0	65	83	164	31	0	278	744
7:45 AM	16	143	49	0	208	55	133	55	0	243	36	51	17	0	104	94	169	19	1	282	837
8:00 AM	26	110	35	0	171	49	120	47	0	216	29	49	12	0	90	57	113	18	0	188	665
8:15 AM	21	111	47	0	179	57	95	48	0	200	28	50	24	0	102	61	106	14	0	181	662
Total	75	478	176	0	729	222	475	192	0	889	110	185	66	0	361	295	552	82	1	929	2908
Approach %	10.3	65.6	24.1	-	-	25.0	53.4	21.6	-	-	30.5	51.2	18.3	-	-	31.8	59.4	8.8	-	-	-
Total %	2.6	16.4	6.1	-	25.1	7.6	16.3	6.6	-	30.6	3.8	6.4	2.3	-	12.4	10.1	19.0	2.8	-	31.9	-
PHF	0.721	0.836	0.898	-	0.876	0.910	0.893	0.873	-	0.915	0.764	0.907	0.688	-	0.868	0.785	0.817	0.661	-	0.824	0.869
Motorcycles	1	0	0	-	1	0	0	0	-	0	0	0	0	-	0	0	0	0	-	0	1
% Motorcycles	1.3	0.0	0.0	-	0.1	0.0	0.0	0.0	-	0.0	0.0	0.0	0.0	-	0.0	0.0	0.0	0.0	-	0.0	0.0
Cars	55	331	131	-	517	134	326	130	-	590	78	143	50	-	271	214	401	63	-	678	2056
% Cars	73.3	69.2	74.4	-	70.9	60.4	68.6	67.7	-	66.4	70.9	77.3	75.8	-	75.1	72.5	72.6	76.8	-	73.0	70.7
Light Goods Vehicles	18	115	41	-	174	82	130	53	-	265	27	38	11	-	76	74	144	13	-	231	746
% Light Goods Vehicles	24.0	24.1	23.3	-	23.9	36.9	27.4	27.6	-	29.8	24.5	20.5	16.7	-	21.1	25.1	26.1	15.9	-	24.9	25.7
Buses	0	20	1	-	21	1	0	5	-	6	2	1	2	-	5	1	4	2	-	7	39
% Buses	0.0	4.2	0.6	-	2.9	0.5	0.0	2.6	-	0.7	1.8	0.5	3.0	-	1.4	0.3	0.7	2.4	-	0.8	1.3
Single-Unit Trucks	1	9	1	-	11	3	14	4	-	21	3	3	3	-	9	6	2	3	-	11	52
% Single-Unit Trucks	1.3	1.9	0.6	-	1.5	1.4	2.9	2.1	-	2.4	2.7	1.6	4.5	-	2.5	2.0	0.4	3.7	-	1.2	1.8
Articulated Trucks	0	3	2	-	5	2	5	0	-	7	0	0	0	-	0	0	1	1	-	2	14
% Articulated Trucks	0.0	0.6	1.1	-	0.7	0.9	1.1	0.0	-	0.8	0.0	0.0	0.0	-	0.0	0.0	0.2	1.2	-	0.2	0.5
Bicycles on Road	0	0	0	-	0	0	0	0	-	0	0	0	0	-	0	0	0	0	-	0	0
% Bicycles on Road	0.0	0.0	0.0	-	0.0	0.0	0.0	0.0	-	0.0	0.0	0.0	0.0	-	0.0	0.0	0.0	0.0	-	0.0	0.0
Bicycles on Crosswalk	-	-	-	0	-	-	-	-	0	-	-	-	-	0	-	-	-	-	0	-	-
% Bicycles on Crosswalk	-	-	-	-	-	-	-	-	-	-	-	-	-	-	-	-	-	-	0.0	-	-
Pedestrians	-	-	-	0	-	-	-	-	0	-	-	-	-	0	-	-	-	-	1	-	-
% Pedestrians	-	-	-	-	-	-	-	-	-	-	-	-	-	-	-	-	-	-	100.0	-	-



Robert Peccia & Associates
3147 Saddle Drive

Helena, Montana, United States 59601
406-447-5000 rstrandall@rpa-hln.com

Count Name: North Montana
Avenue TMC
Site Code: 05
Start Date: 10/05/2017
Page No: 6



Turning Movement Peak Hour Data Plot (7:30 AM)



Robert Peccia & Associates
3147 Saddle Drive

Helena, Montana, United States 59601
406-447-5000 srandall@rpa-hln.com

Count Name: North Montana
Avenue TMC
Site Code: 05
Start Date: 10/05/2017
Page No: 7

Turning Movement Peak Hour Data (3:00 PM)

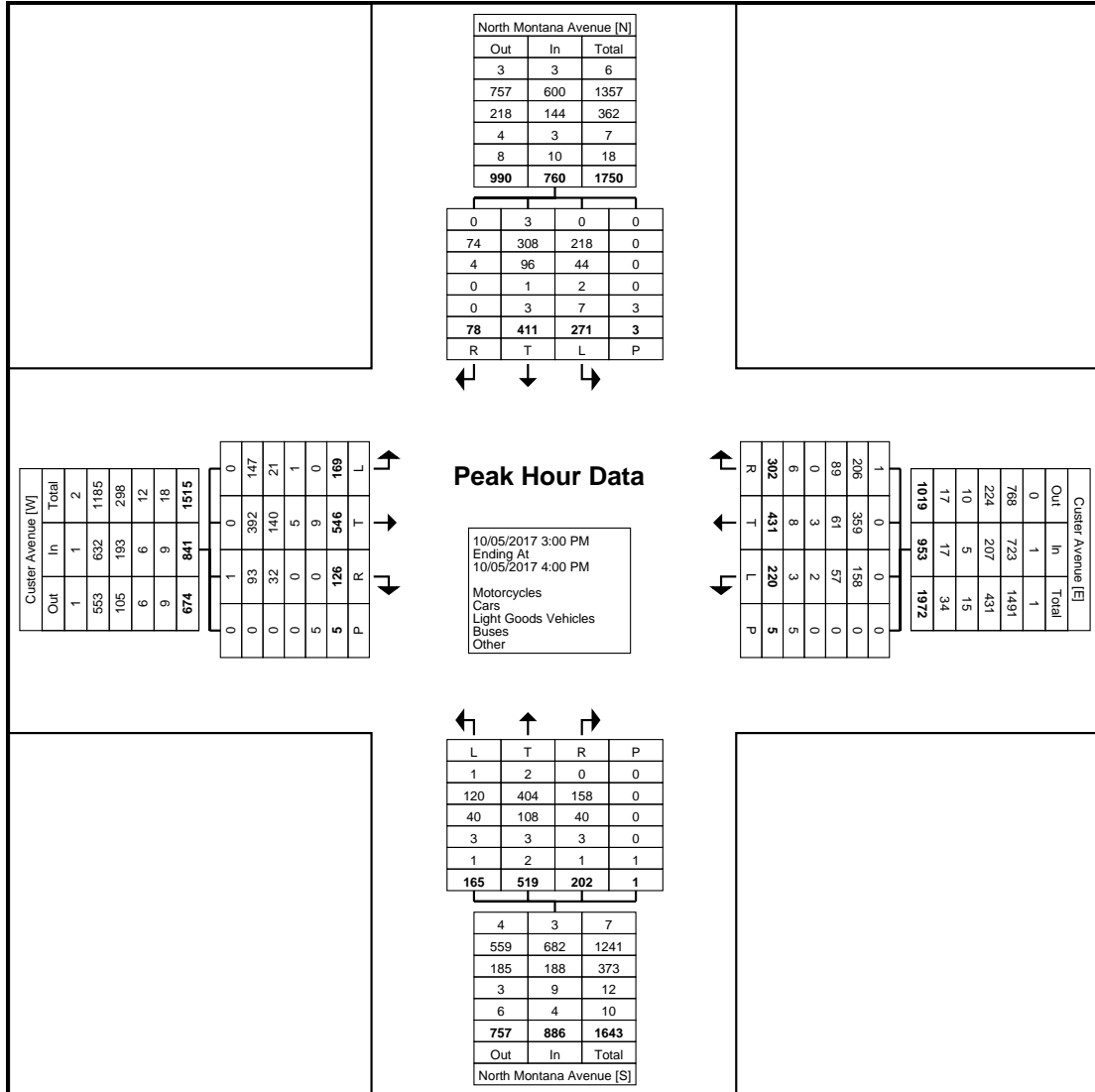
Start Time	Custer Avenue Eastbound					Custer Avenue Westbound					North Montana Avenue Northbound					North Montana Avenue Southbound					Int. Total
	Left	Thru	Right	Peds	App. Total	Left	Thru	Right	Peds	App. Total	Left	Thru	Right	Peds	App. Total	Left	Thru	Right	Peds	App. Total	
3:00 PM	41	111	35	0	187	44	115	61	0	220	40	130	41	0	211	72	101	13	0	186	804
3:15 PM	34	116	32	0	182	59	106	65	0	230	38	114	52	0	204	73	99	25	0	197	813
3:30 PM	47	157	24	3	228	63	121	82	2	266	36	146	52	0	234	61	108	21	1	190	918
3:45 PM	47	162	35	2	244	54	89	94	3	237	51	129	57	1	237	65	103	19	2	187	905
Total	169	546	126	5	841	220	431	302	5	953	165	519	202	1	886	271	411	78	3	760	3440
Approach %	20.1	64.9	15.0	-	-	23.1	45.2	31.7	-	-	18.6	58.6	22.8	-	-	35.7	54.1	10.3	-	-	-
Total %	4.9	15.9	3.7	-	24.4	6.4	12.5	8.8	-	27.7	4.8	15.1	5.9	-	25.8	7.9	11.9	2.3	-	22.1	-
PHF	0.899	0.843	0.900	-	0.862	0.873	0.890	0.803	-	0.896	0.809	0.889	0.886	-	0.935	0.928	0.951	0.780	-	0.964	0.937
Motorcycles	0	0	1	-	1	0	0	1	-	1	1	2	0	-	3	0	3	0	-	3	8
% Motorcycles	0.0	0.0	0.8	-	0.1	0.0	0.0	0.3	-	0.1	0.6	0.4	0.0	-	0.3	0.0	0.7	0.0	-	0.4	0.2
Cars	147	392	93	-	632	158	359	206	-	723	120	404	158	-	682	218	308	74	-	600	2637
% Cars	87.0	71.8	73.8	-	75.1	71.8	83.3	68.2	-	75.9	72.7	77.8	78.2	-	77.0	80.4	74.9	94.9	-	78.9	76.7
Light Goods Vehicles	21	140	32	-	193	57	61	89	-	207	40	108	40	-	188	44	96	4	-	144	732
% Light Goods Vehicles	12.4	25.6	25.4	-	22.9	25.9	14.2	29.5	-	21.7	24.2	20.8	19.8	-	21.2	16.2	23.4	5.1	-	18.9	21.3
Buses	1	5	0	-	6	2	3	0	-	5	3	3	3	-	9	2	1	0	-	3	23
% Buses	0.6	0.9	0.0	-	0.7	0.9	0.7	0.0	-	0.5	1.8	0.6	1.5	-	1.0	0.7	0.2	0.0	-	0.4	0.7
Single-Unit Trucks	0	4	0	-	4	3	7	6	-	16	1	1	1	-	3	5	3	0	-	8	31
% Single-Unit Trucks	0.0	0.7	0.0	-	0.5	1.4	1.6	2.0	-	1.7	0.6	0.2	0.5	-	0.3	1.8	0.7	0.0	-	1.1	0.9
Articulated Trucks	0	5	0	-	5	0	1	0	-	1	0	1	0	-	1	2	0	0	-	2	9
% Articulated Trucks	0.0	0.9	0.0	-	0.6	0.0	0.2	0.0	-	0.1	0.0	0.2	0.0	-	0.1	0.7	0.0	0.0	-	0.3	0.3
Bicycles on Road	0	0	0	-	0	0	0	0	-	0	0	0	0	-	0	0	0	0	-	0	0
% Bicycles on Road	0.0	0.0	0.0	-	0.0	0.0	0.0	0.0	-	0.0	0.0	0.0	0.0	-	0.0	0.0	0.0	0.0	-	0.0	0.0
Bicycles on Crosswalk	-	-	-	0	-	-	-	-	1	-	-	-	-	0	-	-	-	-	0	-	-
% Bicycles on Crosswalk	-	-	-	0.0	-	-	-	-	20.0	-	-	-	-	0.0	-	-	-	-	0.0	-	-
Pedestrians	-	-	-	5	-	-	-	-	4	-	-	-	-	1	-	-	-	-	3	-	-
% Pedestrians	-	-	-	100.0	-	-	-	-	80.0	-	-	-	-	100.0	-	-	-	-	100.0	-	-



Robert Peccia & Associates
3147 Saddle Drive

Helena, Montana, United States 59601
406-447-5000 rrandall@rpa-hln.com

Count Name: North Montana
Avenue TMC
Site Code: 05
Start Date: 10/05/2017
Page No: 8



Turning Movement Peak Hour Data Plot (3:00 PM)



Robert Peccia & Associates
3147 Saddle Drive

Helena, Montana, United States 59601
406-447-5000 srandall@rpa-hln.com

Count Name: North Montana
Avenue TMC
Site Code: 05
Start Date: 10/05/2017
Page No: 9

Turning Movement Peak Hour Data (4:45 PM)

Start Time	Custer Avenue Eastbound					Custer Avenue Westbound					North Montana Avenue Northbound					North Montana Avenue Southbound					Int. Total
	Left	Thru	Right	Peds	App. Total	Left	Thru	Right	Peds	App. Total	Left	Thru	Right	Peds	App. Total	Left	Thru	Right	Peds	App. Total	
4:45 PM	52	151	27	0	230	64	135	92	2	291	48	147	59	2	254	63	117	18	0	198	973
5:00 PM	46	180	37	0	263	75	113	117	0	305	49	158	69	2	276	61	113	26	0	200	1044
5:15 PM	44	170	37	0	251	64	140	97	2	301	31	182	71	2	284	60	113	15	1	188	1024
5:30 PM	44	177	40	0	261	66	137	96	0	299	43	153	65	0	261	66	93	25	1	184	1005
Total	186	678	141	0	1005	269	525	402	4	1196	171	640	264	6	1075	250	436	84	2	770	4046
Approach %	18.5	67.5	14.0	-	-	22.5	43.9	33.6	-	-	15.9	59.5	24.6	-	-	32.5	56.6	10.9	-	-	-
Total %	4.6	16.8	3.5	-	24.8	6.6	13.0	9.9	-	29.6	4.2	15.8	6.5	-	26.6	6.2	10.8	2.1	-	19.0	-
PHF	0.894	0.942	0.881	-	0.955	0.897	0.938	0.859	-	0.980	0.872	0.879	0.930	-	0.946	0.947	0.932	0.808	-	0.963	0.969
Motorcycles	0	1	0	-	1	0	0	0	-	0	0	0	0	-	0	0	1	0	-	1	2
% Motorcycles	0.0	0.1	0.0	-	0.1	0.0	0.0	0.0	-	0.0	0.0	0.0	0.0	-	0.0	0.0	0.2	0.0	-	0.1	0.0
Cars	160	499	107	-	766	210	423	292	-	925	128	474	219	-	821	213	325	81	-	619	3131
% Cars	86.0	73.6	75.9	-	76.2	78.1	80.6	72.6	-	77.3	74.9	74.1	83.0	-	76.4	85.2	74.5	96.4	-	80.4	77.4
Light Goods Vehicles	26	166	33	-	225	58	95	109	-	262	43	159	45	-	247	36	106	3	-	145	879
% Light Goods Vehicles	14.0	24.5	23.4	-	22.4	21.6	18.1	27.1	-	21.9	25.1	24.8	17.0	-	23.0	14.4	24.3	3.6	-	18.8	21.7
Buses	0	7	1	-	8	0	1	0	-	1	0	2	0	-	2	0	2	0	-	2	13
% Buses	0.0	1.0	0.7	-	0.8	0.0	0.2	0.0	-	0.1	0.0	0.3	0.0	-	0.2	0.0	0.5	0.0	-	0.3	0.3
Single-Unit Trucks	0	2	0	-	2	0	5	1	-	6	0	4	0	-	4	1	1	0	-	2	14
% Single-Unit Trucks	0.0	0.3	0.0	-	0.2	0.0	1.0	0.2	-	0.5	0.0	0.6	0.0	-	0.4	0.4	0.2	0.0	-	0.3	0.3
Articulated Trucks	0	3	0	-	3	1	1	0	-	2	0	1	0	-	1	0	1	0	-	1	7
% Articulated Trucks	0.0	0.4	0.0	-	0.3	0.4	0.2	0.0	-	0.2	0.0	0.2	0.0	-	0.1	0.0	0.2	0.0	-	0.1	0.2
Bicycles on Road	0	0	0	-	0	0	0	0	-	0	0	0	0	-	0	0	0	0	-	0	0
% Bicycles on Road	0.0	0.0	0.0	-	0.0	0.0	0.0	0.0	-	0.0	0.0	0.0	0.0	-	0.0	0.0	0.0	0.0	-	0.0	0.0
Bicycles on Crosswalk	-	-	-	0	-	-	-	-	1	-	-	-	-	1	-	-	-	-	0	-	-
% Bicycles on Crosswalk	-	-	-	-	-	-	-	-	25.0	-	-	-	-	16.7	-	-	-	-	0.0	-	-
Pedestrians	-	-	-	0	-	-	-	-	3	-	-	-	-	5	-	-	-	-	2	-	-
% Pedestrians	-	-	-	-	-	-	-	-	75.0	-	-	-	-	83.3	-	-	-	-	100.0	-	-



Robert Peccia & Associates
3147 Saddle Drive

Helena, Montana, United States 59601
406-447-5000 rstrandall@rpa-hln.com

Count Name: Sanders Street
TMC
Site Code: 04
Start Date: 10/05/2017
Page No: 1

Turning Movement Data

Start Time	Custer Avenue Eastbound					Custer Avenue Westbound					Sanders Street Northbound					Sanders Street Southbound					Int. Total
	Left	Thru	Right	Peds	App. Total	Left	Thru	Right	Peds	App. Total	Left	Thru	Right	Peds	App. Total	Left	Thru	Right	Peds	App. Total	
7:00 AM	8	113	10	0	131	22	139	16	2	177	6	4	10	0	20	14	2	4	0	20	348
7:15 AM	9	179	9	0	197	31	156	18	0	205	8	3	12	0	23	19	6	4	0	29	454
7:30 AM	18	178	15	0	211	35	213	34	0	282	5	10	11	0	26	14	10	12	0	36	555
7:45 AM	17	211	14	0	242	50	253	27	0	330	8	12	16	0	36	35	12	8	1	55	663
Hourly Total	52	681	48	0	781	138	761	95	2	994	27	29	49	0	105	82	30	28	1	140	2020
8:00 AM	15	150	11	0	176	43	176	17	0	236	10	8	16	0	34	21	9	9	0	39	485
8:15 AM	29	166	17	0	212	39	182	28	0	249	6	11	15	0	32	23	9	10	0	42	535
8:30 AM	19	139	26	0	184	29	179	26	0	234	8	13	15	0	36	26	7	18	0	51	505
8:45 AM	18	163	19	0	200	29	176	36	0	241	10	9	22	0	41	29	6	27	0	62	544
Hourly Total	81	618	73	0	772	140	713	107	0	960	34	41	68	0	143	99	31	64	0	194	2069
9:00 AM	20	109	20	1	149	27	164	17	0	208	12	20	25	0	57	31	8	11	0	50	464
9:15 AM	20	126	23	0	169	19	128	32	0	179	13	13	21	0	47	33	13	14	0	60	455
9:30 AM	19	145	13	0	177	24	127	31	0	182	16	12	19	0	47	33	7	16	0	56	462
9:45 AM	14	162	19	0	195	36	151	44	0	231	20	18	20	0	58	49	14	21	0	84	568
Hourly Total	73	542	75	1	690	106	570	124	0	800	61	63	85	0	209	146	42	62	0	250	1949
10:00 AM	19	152	21	1	192	27	146	31	0	204	16	16	34	0	66	31	13	21	0	65	527
10:15 AM	29	149	16	0	194	31	103	43	0	177	20	14	28	0	62	41	13	17	0	71	504
10:30 AM	19	140	19	0	178	36	144	30	0	210	11	9	28	0	48	62	19	18	0	99	535
10:45 AM	24	159	24	0	207	15	173	38	0	226	17	11	27	0	55	47	15	21	0	83	571
Hourly Total	91	600	80	1	771	109	566	142	0	817	64	50	117	0	231	181	60	77	0	318	2137
11:00 AM	20	158	24	0	202	40	175	44	0	259	22	11	30	0	63	50	10	25	0	85	609
11:15 AM	43	190	26	0	259	26	197	52	0	275	23	16	36	0	75	56	18	21	0	95	704
11:30 AM	33	169	34	0	236	35	202	38	0	275	15	16	44	0	75	47	20	25	0	92	678
11:45 AM	26	165	30	0	221	39	190	37	0	266	27	16	55	0	98	59	15	23	0	97	682
Hourly Total	122	682	114	0	918	140	764	171	0	1075	87	59	165	0	311	212	63	94	0	369	2673
12:00 PM	30	189	22	0	241	39	206	47	0	292	16	27	49	0	92	55	26	51	0	132	757
12:15 PM	36	204	29	0	269	31	202	40	0	273	32	18	58	1	108	69	20	24	0	113	763
12:30 PM	27	198	25	0	250	33	201	47	0	281	26	13	55	0	94	65	24	20	1	109	734
12:45 PM	24	239	24	0	287	39	188	43	0	270	17	18	50	0	85	59	11	24	0	94	736
Hourly Total	117	830	100	0	1047	142	797	177	0	1116	91	76	212	1	379	248	81	119	1	448	2990
1:00 PM	28	184	26	0	238	34	204	40	0	278	18	15	21	1	54	62	26	21	0	109	679
1:15 PM	18	218	32	0	268	33	190	50	0	273	22	8	25	0	55	78	18	33	0	129	725
1:30 PM	36	183	17	0	236	40	155	34	0	229	26	21	37	0	84	76	12	36	0	124	673
1:45 PM	30	240	29	0	299	28	173	43	0	244	26	25	27	0	78	63	21	14	0	98	719
Hourly Total	112	825	104	0	1041	135	722	167	0	1024	92	69	110	1	271	279	77	104	0	460	2796
2:00 PM	34	211	17	1	262	32	173	28	0	233	18	15	24	1	57	75	13	18	0	106	658
2:15 PM	34	173	22	0	229	34	196	45	0	275	21	13	41	0	75	75	25	22	0	122	701
2:30 PM	28	216	24	0	268	23	205	48	0	276	22	7	41	0	70	73	13	22	0	108	722
2:45 PM	31	189	24	0	244	40	156	42	0	238	25	22	46	0	93	83	20	19	0	122	697
Hourly Total	127	789	87	1	1003	129	730	163	0	1022	86	57	152	1	295	306	71	81	0	458	2778
3:00 PM	13	203	15	0	231	34	181	31	0	246	22	12	43	0	77	62	17	20	0	99	653
3:15 PM	28	204	21	4	253	30	204	46	0	280	15	17	43	0	75	57	14	18	2	89	697
3:30 PM	32	224	30	2	286	34	229	61	0	324	23	15	49	0	87	60	14	18	3	92	789
3:45 PM	25	257	19	1	301	30	220	43	0	293	20	18	61	0	99	68	25	27	0	120	813
Hourly Total	98	888	85	7	1071	128	834	181	0	1143	80	62	196	0	338	247	70	83	5	400	2952
4:00 PM	30	207	26	1	263	31	206	38	0	275	30	24	57	1	111	84	19	14	1	117	766
4:15 PM	27	253	29	0	309	33	216	37	0	286	25	16	54	0	95	78	21	21	1	120	810
4:30 PM	26	206	23	0	255	36	234	41	0	311	24	22	63	0	109	70	21	21	2	112	787
4:45 PM	29	233	32	0	294	31	232	40	0	303	31	20	58	2	109	70	13	20	0	103	809
Hourly Total	112	899	110	1	1121	131	888	156	0	1175	110	82	232	3	424	302	74	76	4	452	3172
5:00 PM	38	247	21	0	306	46	254	47	0	347	35	27	87	0	149	71	19	31	0	121	923
5:15 PM	42	256	19	0	317	42	249	58	0	349	18	30	82	0	130	78	18	22	0	118	914
5:30 PM	38	264	31	0	333	44	260	56	0	360	29	12	50	1	91	57	20	21	0	98	882
5:45 PM	35	235	25	0	295	36	210	42	1	288	26	16	56	2	98	69	14	22	0	105	786
Hourly Total	153	1002	96	0	1251	168	973	203	1	1344	108	85	275	3	468	275	71	96	0	442	3505
6:00 PM	42	222	25	1	289	18	196	37	0	251	18	10	33	1	61	63	16	32	0	111	712
6:15 PM	34	196	21	0	251	24	157	41	0	222	25	7	51	0	83	73	14	22	0	109	665
6:30 PM	30	179	12	0	221	25	152	27	0	204	29	16	39	8	84	56	5	12	0	73	582
6:45 PM	25	158	23	1	206	19	156	34	0	209	16	7	29	0	52	80	2	23	0	105	572
Hourly Total	131	755	81	2	967	86	661	139	0	886	88	40	152	9	280	272	37	89	0	398	2531
Grand Total	1269	9111	1053	13	11433	1552	8979	1825	3	12356	928	713	1813	18	3454	2649	707	973	11	4329	31572
Approach %	11.1	79.7	9.2	-	-	12.6	72.7	14.8	-	-	26.9	20.6	52.5	-	-	61.2	16.3	22.5	-	-	-

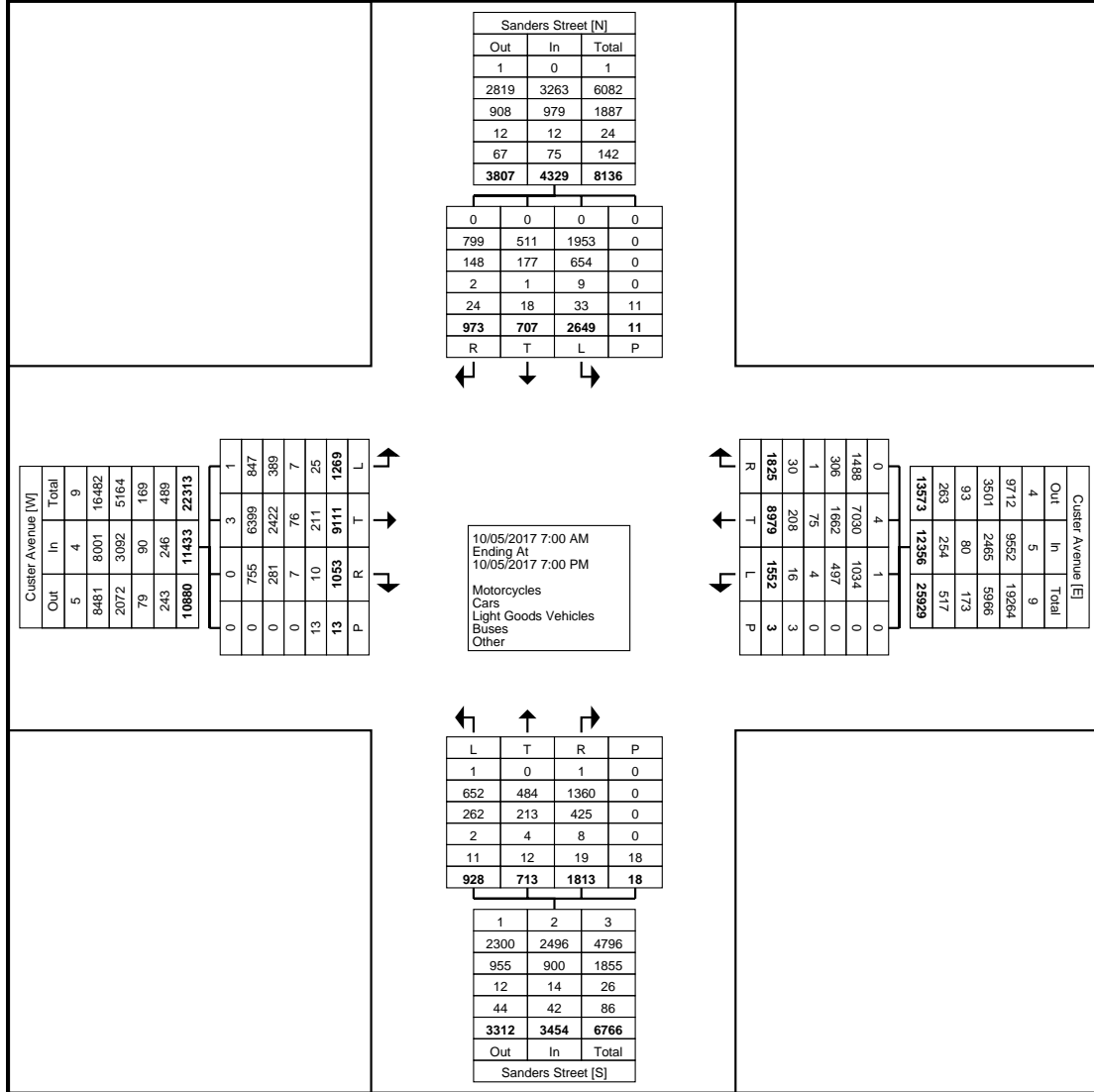
Total %	4.0	28.9	3.3	-	36.2	4.9	28.4	5.8	-	39.1	2.9	2.3	5.7	-	10.9	8.4	2.2	3.1	-	13.7	-
Motorcycles	1	3	0	-	4	1	4	0	-	5	1	0	1	-	2	0	0	0	-	0	11
% Motorcycles	0.1	0.0	0.0	-	0.0	0.1	0.0	0.0	-	0.0	0.1	0.0	0.1	-	0.1	0.0	0.0	0.0	-	0.0	0.0
Cars	847	6399	755	-	8001	1034	7030	1488	-	9552	652	484	1360	-	2496	1953	511	799	-	3263	23312
% Cars	66.7	70.2	71.7	-	70.0	66.6	78.3	81.5	-	77.3	70.3	67.9	75.0	-	72.3	73.7	72.3	82.1	-	75.4	73.8
Light Goods Vehicles	389	2422	281	-	3092	497	1662	306	-	2465	262	213	425	-	900	654	177	148	-	979	7436
% Light Goods Vehicles	30.7	26.6	26.7	-	27.0	32.0	18.5	16.8	-	19.9	28.2	29.9	23.4	-	26.1	24.7	25.0	15.2	-	22.6	23.6
Buses	7	76	7	-	90	4	75	1	-	80	2	4	8	-	14	9	1	2	-	12	196
% Buses	0.6	0.8	0.7	-	0.8	0.3	0.8	0.1	-	0.6	0.2	0.6	0.4	-	0.4	0.3	0.1	0.2	-	0.3	0.6
Single-Unit Trucks	18	165	10	-	193	14	154	14	-	182	10	9	14	-	33	18	11	17	-	46	454
% Single-Unit Trucks	1.4	1.8	0.9	-	1.7	0.9	1.7	0.8	-	1.5	1.1	1.3	0.8	-	1.0	0.7	1.6	1.7	-	1.1	1.4
Articulated Trucks	7	45	0	-	52	2	54	16	-	72	1	2	5	-	8	15	3	7	-	25	157
% Articulated Trucks	0.6	0.5	0.0	-	0.5	0.1	0.6	0.9	-	0.6	0.1	0.3	0.3	-	0.2	0.6	0.4	0.7	-	0.6	0.5
Bicycles on Road	0	1	0	-	1	0	0	0	-	0	0	1	0	-	1	0	4	0	-	4	6
% Bicycles on Road	0.0	0.0	0.0	-	0.0	0.0	0.0	0.0	-	0.0	0.0	0.1	0.0	-	0.0	0.0	0.6	0.0	-	0.1	0.0
Bicycles on Crosswalk	-	-	-	1	-	-	-	-	0	-	-	-	-	3	-	-	-	-	0	-	-
% Bicycles on Crosswalk	-	-	-	7.7	-	-	-	-	0.0	-	-	-	-	16.7	-	-	-	-	0.0	-	-
Pedestrians	-	-	-	12	-	-	-	-	3	-	-	-	-	15	-	-	-	-	11	-	-
% Pedestrians	-	-	-	92.3	-	-	-	-	100.0	-	-	-	-	83.3	-	-	-	-	100.0	-	-



Robert Peccia & Associates
3147 Saddle Drive

Helena, Montana, United States 59601
406-447-5000 srandall@rpa-hln.com

Count Name: Sanders Street
TMC
Site Code: 04
Start Date: 10/05/2017
Page No: 3



Turning Movement Data Plot



Robert Peccia & Associates
3147 Saddle Drive

Helena, Montana, United States 59601
406-447-5000 srandall@rpa-hln.com

Count Name: Sanders Street
TMC
Site Code: 04
Start Date: 10/05/2017
Page No: 4

Turning Movement Peak Hour Data (7:30 AM)

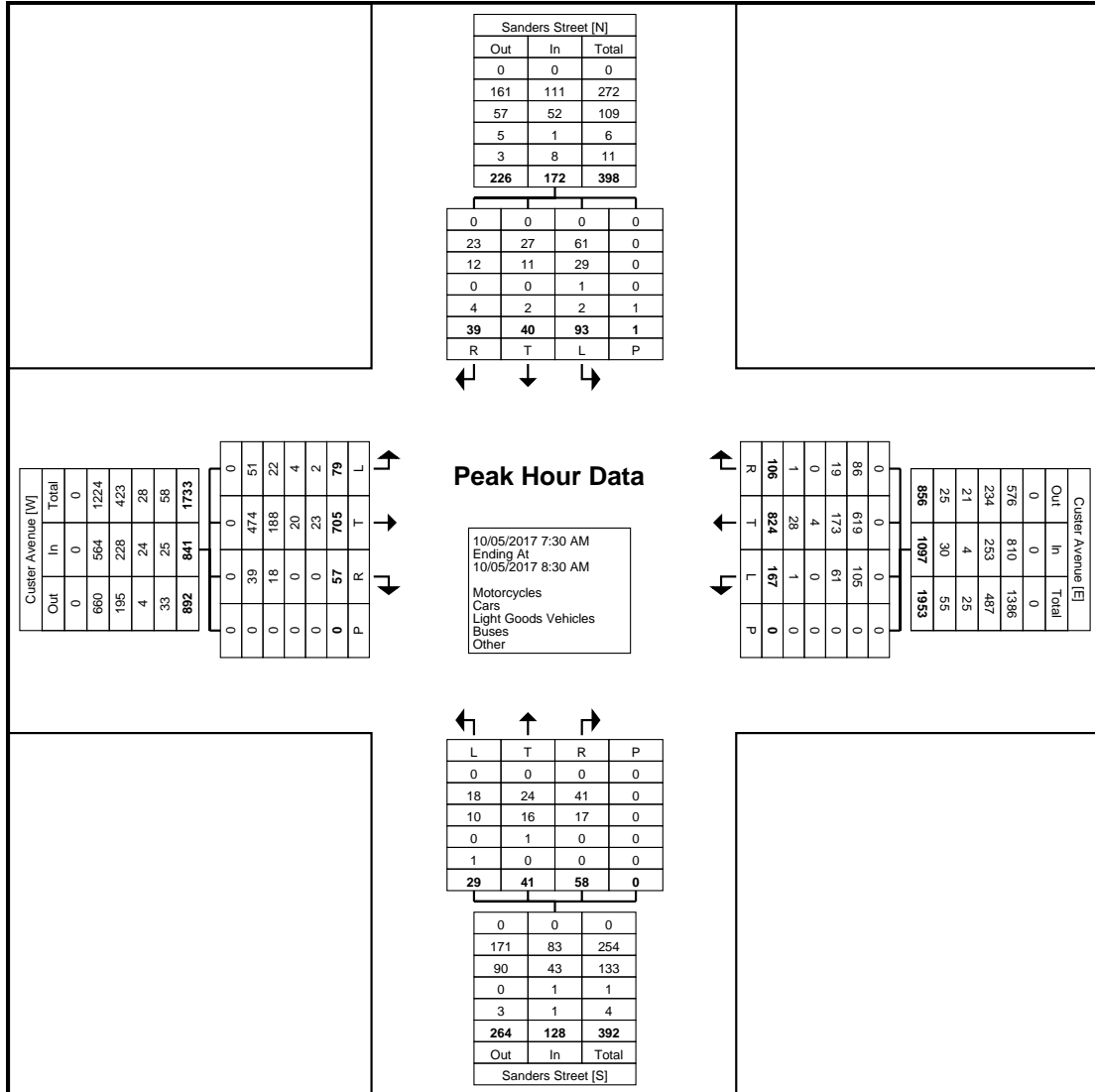
Start Time	Custer Avenue Eastbound					Custer Avenue Westbound					Sanders Street Northbound					Sanders Street Southbound					Int. Total
	Left	Thru	Right	Peds	App. Total	Left	Thru	Right	Peds	App. Total	Left	Thru	Right	Peds	App. Total	Left	Thru	Right	Peds	App. Total	
7:30 AM	18	178	15	0	211	35	213	34	0	282	5	10	11	0	26	14	10	12	0	36	555
7:45 AM	17	211	14	0	242	50	253	27	0	330	8	12	16	0	36	35	12	8	1	55	663
8:00 AM	15	150	11	0	176	43	176	17	0	236	10	8	16	0	34	21	9	9	0	39	485
8:15 AM	29	166	17	0	212	39	182	28	0	249	6	11	15	0	32	23	9	10	0	42	535
Total	79	705	57	0	841	167	824	106	0	1097	29	41	58	0	128	93	40	39	1	172	2238
Approach %	9.4	83.8	6.8	-	-	15.2	75.1	9.7	-	-	22.7	32.0	45.3	-	-	54.1	23.3	22.7	-	-	-
Total %	3.5	31.5	2.5	-	37.6	7.5	36.8	4.7	-	49.0	1.3	1.8	2.6	-	5.7	4.2	1.8	1.7	-	7.7	-
PHF	0.681	0.835	0.838	-	0.869	0.835	0.814	0.779	-	0.831	0.725	0.854	0.906	-	0.889	0.664	0.833	0.813	-	0.782	0.844
Motorcycles	0	0	0	-	0	0	0	0	-	0	0	0	0	-	0	0	0	0	-	0	0
% Motorcycles	0.0	0.0	0.0	-	0.0	0.0	0.0	0.0	-	0.0	0.0	0.0	0.0	-	0.0	0.0	0.0	0.0	-	0.0	0.0
Cars	51	474	39	-	564	105	619	86	-	810	18	24	41	-	83	61	27	23	-	111	1568
% Cars	64.6	67.2	68.4	-	67.1	62.9	75.1	81.1	-	73.8	62.1	58.5	70.7	-	64.8	65.6	67.5	59.0	-	64.5	70.1
Light Goods Vehicles	22	188	18	-	228	61	173	19	-	253	10	16	17	-	43	29	11	12	-	52	576
% Light Goods Vehicles	27.8	26.7	31.6	-	27.1	36.5	21.0	17.9	-	23.1	34.5	39.0	29.3	-	33.6	31.2	27.5	30.8	-	30.2	25.7
Buses	4	20	0	-	24	0	4	0	-	4	0	1	0	-	1	1	0	0	-	1	30
% Buses	5.1	2.8	0.0	-	2.9	0.0	0.5	0.0	-	0.4	0.0	2.4	0.0	-	0.8	1.1	0.0	0.0	-	0.6	1.3
Single-Unit Trucks	2	19	0	-	21	1	20	1	-	22	1	0	0	-	1	2	1	4	-	7	51
% Single-Unit Trucks	2.5	2.7	0.0	-	2.5	0.6	2.4	0.9	-	2.0	3.4	0.0	0.0	-	0.8	2.2	2.5	10.3	-	4.1	2.3
Articulated Trucks	0	4	0	-	4	0	8	0	-	8	0	0	0	-	0	0	0	0	-	0	12
% Articulated Trucks	0.0	0.6	0.0	-	0.5	0.0	1.0	0.0	-	0.7	0.0	0.0	0.0	-	0.0	0.0	0.0	0.0	-	0.0	0.5
Bicycles on Road	0	0	0	-	0	0	0	0	-	0	0	0	0	-	0	0	1	0	-	1	1
% Bicycles on Road	0.0	0.0	0.0	-	0.0	0.0	0.0	0.0	-	0.0	0.0	0.0	0.0	-	0.0	0.0	2.5	0.0	-	0.6	0.0
Bicycles on Crosswalk	-	-	-	0	-	-	-	-	0	-	-	-	-	0	-	-	-	-	0	-	-
% Bicycles on Crosswalk	-	-	-	-	-	-	-	-	-	-	-	-	-	-	-	-	-	-	0.0	-	-
Pedestrians	-	-	-	0	-	-	-	-	0	-	-	-	-	0	-	-	-	-	1	-	-
% Pedestrians	-	-	-	-	-	-	-	-	-	-	-	-	-	-	-	-	-	-	100.0	-	-



Robert Peccia & Associates
3147 Saddle Drive

Helena, Montana, United States 59601
406-447-5000 srandall@rpa-hln.com

Count Name: Sanders Street
TMC
Site Code: 04
Start Date: 10/05/2017
Page No: 5



Turning Movement Peak Hour Data Plot (7:30 AM)



Robert Peccia & Associates
3147 Saddle Drive

Helena, Montana, United States 59601
406-447-5000 srandall@rpa-hln.com

Count Name: Sanders Street
TMC
Site Code: 04
Start Date: 10/05/2017
Page No: 6

Turning Movement Peak Hour Data (3:00 PM)

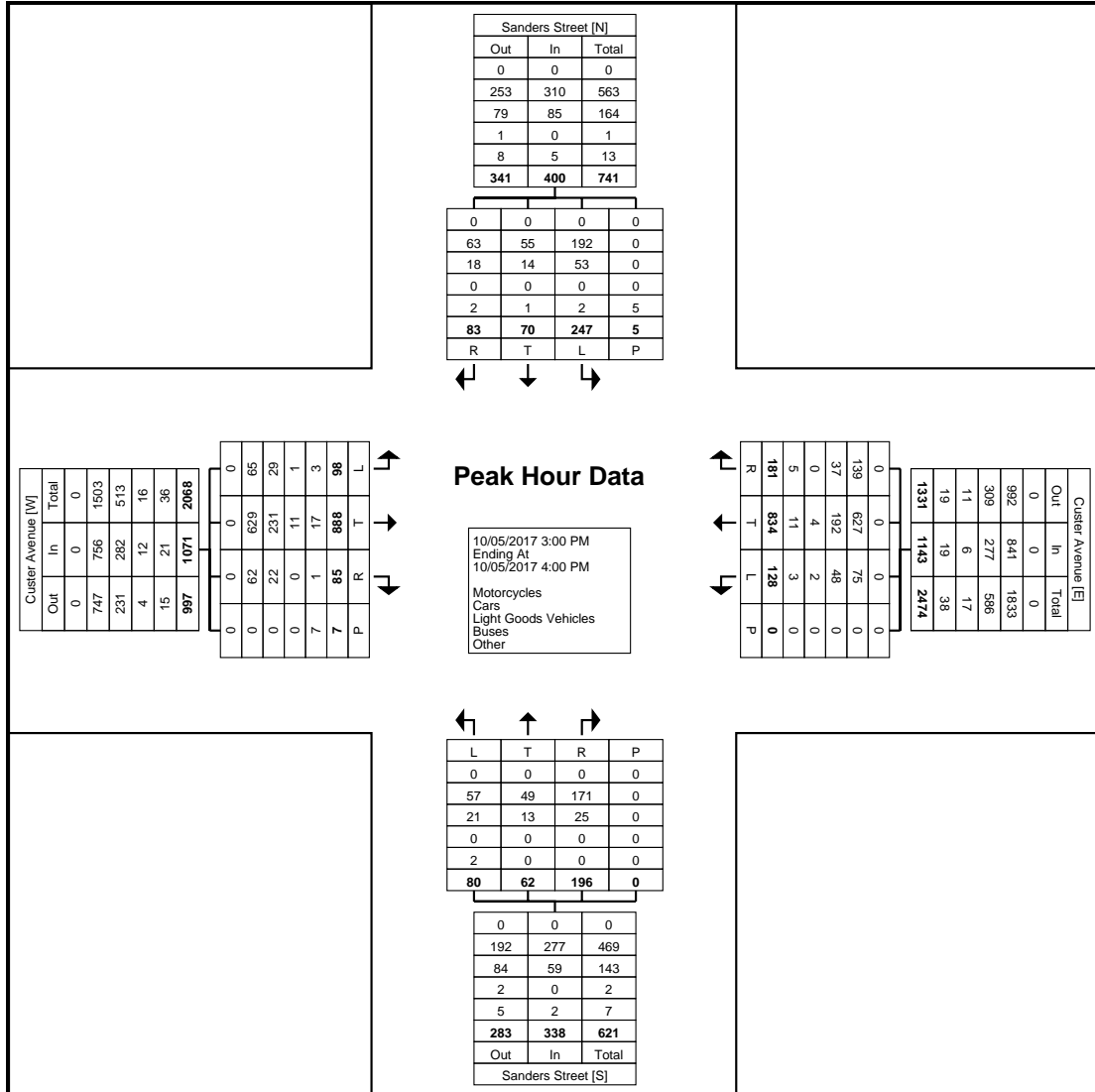
Start Time	Custer Avenue Eastbound					Custer Avenue Westbound					Sanders Street Northbound					Sanders Street Southbound					Int. Total
	Left	Thru	Right	Peds	App. Total	Left	Thru	Right	Peds	App. Total	Left	Thru	Right	Peds	App. Total	Left	Thru	Right	Peds	App. Total	
3:00 PM	13	203	15	0	231	34	181	31	0	246	22	12	43	0	77	62	17	20	0	99	653
3:15 PM	28	204	21	4	253	30	204	46	0	280	15	17	43	0	75	57	14	18	2	89	697
3:30 PM	32	224	30	2	286	34	229	61	0	324	23	15	49	0	87	60	14	18	3	92	789
3:45 PM	25	257	19	1	301	30	220	43	0	293	20	18	61	0	99	68	25	27	0	120	813
Total	98	888	85	7	1071	128	834	181	0	1143	80	62	196	0	338	247	70	83	5	400	2952
Approach %	9.2	82.9	7.9	-	-	11.2	73.0	15.8	-	-	23.7	18.3	58.0	-	-	61.8	17.5	20.8	-	-	-
Total %	3.3	30.1	2.9	-	36.3	4.3	28.3	6.1	-	38.7	2.7	2.1	6.6	-	11.4	8.4	2.4	2.8	-	13.6	-
PHF	0.766	0.864	0.708	-	0.890	0.941	0.910	0.742	-	0.882	0.870	0.861	0.803	-	0.854	0.908	0.700	0.769	-	0.833	0.908
Motorcycles	0	0	0	-	0	0	0	0	-	0	0	0	0	-	0	0	0	0	-	0	0
% Motorcycles	0.0	0.0	0.0	-	0.0	0.0	0.0	0.0	-	0.0	0.0	0.0	0.0	-	0.0	0.0	0.0	0.0	-	0.0	0.0
Cars	65	629	62	-	756	75	627	139	-	841	57	49	171	-	277	192	55	63	-	310	2184
% Cars	66.3	70.8	72.9	-	70.6	58.6	75.2	76.8	-	73.6	71.3	79.0	87.2	-	82.0	77.7	78.6	75.9	-	77.5	74.0
Light Goods Vehicles	29	231	22	-	282	48	192	37	-	277	21	13	25	-	59	53	14	18	-	85	703
% Light Goods Vehicles	29.6	26.0	25.9	-	26.3	37.5	23.0	20.4	-	24.2	26.3	21.0	12.8	-	17.5	21.5	20.0	21.7	-	21.3	23.8
Buses	1	11	0	-	12	2	4	0	-	6	0	0	0	-	0	0	0	0	-	0	18
% Buses	1.0	1.2	0.0	-	1.1	1.6	0.5	0.0	-	0.5	0.0	0.0	0.0	-	0.0	0.0	0.0	0.0	-	0.0	0.6
Single-Unit Trucks	1	12	1	-	14	1	11	3	-	15	2	0	0	-	2	0	0	1	-	1	32
% Single-Unit Trucks	1.0	1.4	1.2	-	1.3	0.8	1.3	1.7	-	1.3	2.5	0.0	0.0	-	0.6	0.0	0.0	1.2	-	0.3	1.1
Articulated Trucks	2	5	0	-	7	2	0	2	-	4	0	0	0	-	0	2	0	1	-	3	14
% Articulated Trucks	2.0	0.6	0.0	-	0.7	1.6	0.0	1.1	-	0.3	0.0	0.0	0.0	-	0.0	0.8	0.0	1.2	-	0.8	0.5
Bicycles on Road	0	0	0	-	0	0	0	0	-	0	0	0	0	-	0	0	1	0	-	1	1
% Bicycles on Road	0.0	0.0	0.0	-	0.0	0.0	0.0	0.0	-	0.0	0.0	0.0	0.0	-	0.0	0.0	1.4	0.0	-	0.3	0.0
Bicycles on Crosswalk	-	-	-	0	-	-	-	-	0	-	-	-	-	0	-	-	-	-	0	-	-
% Bicycles on Crosswalk	-	-	-	0.0	-	-	-	-	-	-	-	-	-	-	-	-	-	-	0.0	-	-
Pedestrians	-	-	-	7	-	-	-	-	0	-	-	-	-	0	-	-	-	-	5	-	-
% Pedestrians	-	-	-	100.0	-	-	-	-	-	-	-	-	-	-	-	-	-	-	100.0	-	-



Robert Peccia & Associates
3147 Saddle Drive

Helena, Montana, United States 59601
406-447-5000 rstrandall@rpa-hln.com

Count Name: Sanders Street
TMC
Site Code: 04
Start Date: 10/05/2017
Page No: 7



Turning Movement Peak Hour Data Plot (3:00 PM)



Robert Peccia & Associates
3147 Saddle Drive

Helena, Montana, United States 59601
406-447-5000 srandall@rpa-hln.com

Count Name: Sanders Street
TMC
Site Code: 04
Start Date: 10/05/2017
Page No: 8

Turning Movement Peak Hour Data (4:45 PM)

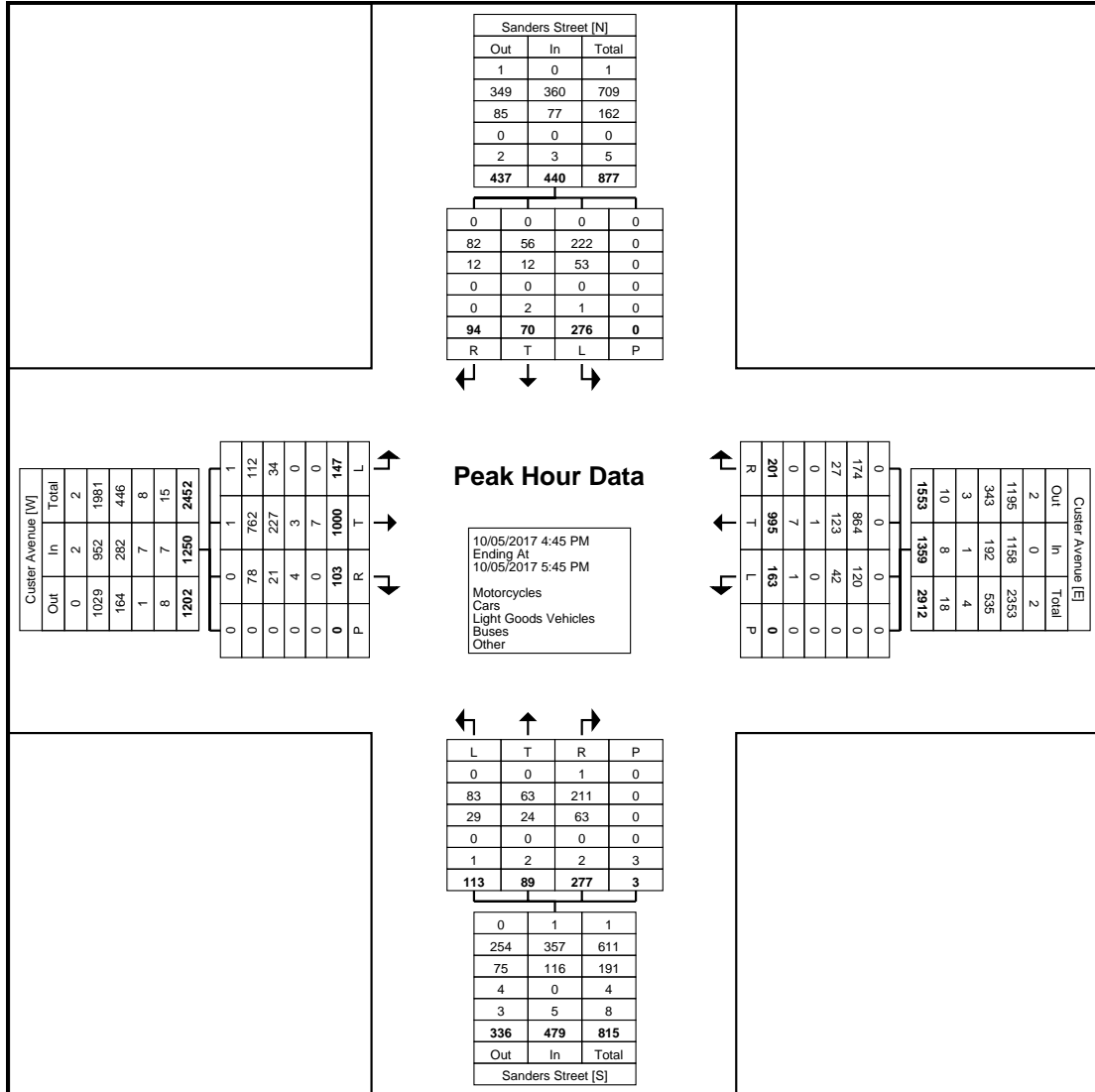
Start Time	Custer Avenue Eastbound					Custer Avenue Westbound					Sanders Street Northbound					Sanders Street Southbound					Int. Total
	Left	Thru	Right	Peds	App. Total	Left	Thru	Right	Peds	App. Total	Left	Thru	Right	Peds	App. Total	Left	Thru	Right	Peds	App. Total	
4:45 PM	29	233	32	0	294	31	232	40	0	303	31	20	58	2	109	70	13	20	0	103	809
5:00 PM	38	247	21	0	306	46	254	47	0	347	35	27	87	0	149	71	19	31	0	121	923
5:15 PM	42	256	19	0	317	42	249	58	0	349	18	30	82	0	130	78	18	22	0	118	914
5:30 PM	38	264	31	0	333	44	260	56	0	360	29	12	50	1	91	57	20	21	0	98	882
Total	147	1000	103	0	1250	163	995	201	0	1359	113	89	277	3	479	276	70	94	0	440	3528
Approach %	11.8	80.0	8.2	-	-	12.0	73.2	14.8	-	-	23.6	18.6	57.8	-	-	62.7	15.9	21.4	-	-	-
Total %	4.2	28.3	2.9	-	35.4	4.6	28.2	5.7	-	38.5	3.2	2.5	7.9	-	13.6	7.8	2.0	2.7	-	12.5	-
PHF	0.875	0.947	0.805	-	0.938	0.886	0.957	0.866	-	0.944	0.807	0.742	0.796	-	0.804	0.885	0.875	0.758	-	0.909	0.956
Motorcycles	1	1	0	-	2	0	0	0	-	0	0	0	1	-	1	0	0	0	-	0	3
% Motorcycles	0.7	0.1	0.0	-	0.2	0.0	0.0	0.0	-	0.0	0.0	0.0	0.4	-	0.2	0.0	0.0	0.0	-	0.0	0.1
Cars	112	762	78	-	952	120	864	174	-	1158	83	63	211	-	357	222	56	82	-	360	2827
% Cars	76.2	76.2	75.7	-	76.2	73.6	86.8	86.6	-	85.2	73.5	70.8	76.2	-	74.5	80.4	80.0	87.2	-	81.8	80.1
Light Goods Vehicles	34	227	21	-	282	42	123	27	-	192	29	24	63	-	116	53	12	12	-	77	667
% Light Goods Vehicles	23.1	22.7	20.4	-	22.6	25.8	12.4	13.4	-	14.1	25.7	27.0	22.7	-	24.2	19.2	17.1	12.8	-	17.5	18.9
Buses	0	3	4	-	7	0	1	0	-	1	0	0	0	-	0	0	0	0	-	0	8
% Buses	0.0	0.3	3.9	-	0.6	0.0	0.1	0.0	-	0.1	0.0	0.0	0.0	-	0.0	0.0	0.0	0.0	-	0.0	0.2
Single-Unit Trucks	0	3	0	-	3	1	4	0	-	5	1	0	1	-	2	0	0	0	-	0	10
% Single-Unit Trucks	0.0	0.3	0.0	-	0.2	0.6	0.4	0.0	-	0.4	0.9	0.0	0.4	-	0.4	0.0	0.0	0.0	-	0.0	0.3
Articulated Trucks	0	4	0	-	4	0	3	0	-	3	0	1	1	-	2	1	0	0	-	1	10
% Articulated Trucks	0.0	0.4	0.0	-	0.3	0.0	0.3	0.0	-	0.2	0.0	1.1	0.4	-	0.4	0.4	0.0	0.0	-	0.2	0.3
Bicycles on Road	0	0	0	-	0	0	0	0	-	0	0	1	0	-	1	0	2	0	-	2	3
% Bicycles on Road	0.0	0.0	0.0	-	0.0	0.0	0.0	0.0	-	0.0	0.0	1.1	0.0	-	0.2	0.0	2.9	0.0	-	0.5	0.1
Bicycles on Crosswalk	-	-	-	0	-	-	-	-	0	-	-	-	-	1	-	-	-	-	0	-	-
% Bicycles on Crosswalk	-	-	-	-	-	-	-	-	-	-	-	-	-	33.3	-	-	-	-	-	-	-
Pedestrians	-	-	-	0	-	-	-	-	0	-	-	-	-	2	-	-	-	-	0	-	-
% Pedestrians	-	-	-	-	-	-	-	-	-	-	-	-	-	66.7	-	-	-	-	-	-	-



Robert Peccia & Associates
3147 Saddle Drive

Helena, Montana, United States 59601
406-447-5000 rstrandall@rpa-hln.com

Count Name: Sanders Street
TMC
Site Code: 04
Start Date: 10/05/2017
Page No: 9



Turning Movement Peak Hour Data Plot (4:45 PM)



Robert Peccia & Associates
3147 Saddle Drive

Helena, Montana, United States 59601
406-447-5000 rstrandall@rpa-hln.com

Count Name: I-15 SB Ramps
TMC
Site Code: 03
Start Date: 10/05/2017
Page No: 1

Turning Movement Data

Start Time	Custer Avenue Eastbound					Custer Avenue Westbound					SB On Northbound		SB Off/SB On Southbound					Int. Total
	Left	Thru	Right	Peds	App. Total	Left	Thru	Right	Peds	App. Total	Peds	App. Total	Left	Thru	Right	Peds	App. Total	
7:00 AM	1	68	70	0	139	0	157	35	0	192	1	0	17	0	28	0	45	376
7:15 AM	0	112	100	0	212	0	181	41	0	222	0	0	16	0	21	1	37	471
7:30 AM	0	96	108	0	204	0	247	58	0	305	0	0	14	0	40	0	54	563
7:45 AM	0	115	145	0	260	0	296	59	0	355	0	0	17	0	31	0	48	663
Hourly Total	1	391	423	0	815	0	881	193	0	1074	1	0	64	0	120	1	184	2073
8:00 AM	0	109	76	0	185	0	212	43	0	255	0	0	29	0	36	0	65	505
8:15 AM	0	108	96	0	204	0	226	52	0	278	0	0	18	0	26	0	44	526
8:30 AM	0	90	93	0	183	0	219	35	0	254	0	0	9	0	19	0	28	465
8:45 AM	0	125	89	0	214	0	225	41	0	266	0	0	16	0	31	0	47	527
Hourly Total	0	432	354	0	786	0	882	171	0	1053	0	0	72	0	112	0	184	2023
9:00 AM	0	104	62	0	166	0	174	19	0	193	0	0	7	0	22	0	29	388
9:15 AM	0	121	60	0	181	0	164	13	0	177	0	0	15	0	21	0	36	394
9:30 AM	0	135	61	0	196	0	161	21	0	182	0	0	14	0	17	0	31	409
9:45 AM	0	184	48	0	232	0	218	19	0	237	0	0	15	0	17	0	32	501
Hourly Total	0	544	231	0	775	0	717	72	0	789	0	0	51	0	77	0	128	1692
10:00 AM	1	151	67	0	219	0	194	22	0	216	0	0	15	0	12	0	27	462
10:15 AM	0	147	70	0	217	0	196	22	0	218	0	0	15	0	20	0	35	470
10:30 AM	0	163	67	0	230	0	209	20	0	229	0	0	14	0	29	0	43	502
10:45 AM	0	166	70	0	236	0	196	27	0	223	0	0	13	0	28	0	41	500
Hourly Total	1	627	274	0	902	0	795	91	0	886	0	0	57	0	89	0	146	1934
11:00 AM	0	176	62	0	238	0	225	23	0	248	0	0	18	0	28	0	46	532
11:15 AM	0	210	75	0	285	0	263	18	0	281	1	0	17	0	16	0	33	599
11:30 AM	0	197	63	0	260	0	255	31	0	286	0	0	14	0	23	0	37	583
11:45 AM	0	196	83	0	279	0	246	20	0	266	0	0	12	0	16	0	28	573
Hourly Total	0	779	283	0	1062	0	989	92	0	1081	1	0	61	0	83	0	144	2287
12:00 PM	0	212	84	0	296	0	276	19	0	295	0	0	15	0	27	0	42	633
12:15 PM	0	237	93	0	330	0	257	26	0	283	1	0	18	0	22	1	40	653
12:30 PM	0	226	92	0	318	0	261	25	0	286	0	0	3	0	15	0	18	622
12:45 PM	0	260	90	0	350	0	241	35	0	276	0	0	12	0	19	0	31	657
Hourly Total	0	935	359	0	1294	0	1035	105	0	1140	1	0	48	0	83	1	131	2565
1:00 PM	0	218	78	0	296	0	260	28	0	288	0	0	14	0	13	0	27	611
1:15 PM	0	237	98	0	335	0	263	24	0	287	0	0	13	0	22	0	35	657
1:30 PM	1	220	85	0	306	0	218	23	0	241	0	0	10	0	16	0	26	573
1:45 PM	0	250	94	0	344	0	212	26	0	238	1	0	16	0	20	0	36	618
Hourly Total	1	925	355	0	1281	0	953	101	0	1054	1	0	53	0	71	0	124	2459
2:00 PM	1	218	87	0	306	0	231	18	0	249	0	0	10	0	17	0	27	582
2:15 PM	0	212	78	0	290	0	260	17	0	277	0	0	14	0	19	0	33	600
2:30 PM	0	233	100	0	333	0	251	23	0	274	0	0	11	0	17	0	28	635
2:45 PM	1	237	79	0	317	0	224	19	0	243	0	0	12	0	19	0	31	591
Hourly Total	2	900	344	0	1246	0	966	77	0	1043	0	0	47	0	72	0	119	2408
3:00 PM	0	233	80	0	313	0	241	36	0	277	0	0	15	0	7	0	22	612
3:15 PM	0	218	92	0	310	0	271	29	0	300	0	0	13	0	16	1	29	639
3:30 PM	0	243	96	0	339	0	291	32	0	323	0	0	17	0	22	3	39	701
3:45 PM	0	281	104	0	385	0	262	28	0	290	0	0	21	0	22	0	43	718
Hourly Total	0	975	372	0	1347	0	1065	125	0	1190	0	0	66	0	67	4	133	2670
4:00 PM	0	274	81	0	355	0	281	30	0	311	1	0	10	0	12	1	22	688
4:15 PM	0	290	101	0	391	0	283	32	0	315	0	0	19	0	20	2	39	745
4:30 PM	0	248	97	0	345	0	318	24	0	342	1	0	13	0	16	0	29	716
4:45 PM	0	270	108	0	378	0	312	39	0	351	1	0	21	0	15	0	36	765
Hourly Total	0	1082	387	0	1469	0	1194	125	0	1319	3	0	63	0	63	3	126	2914
5:00 PM	0	318	85	0	403	0	333	26	0	359	0	0	14	0	23	0	37	799
5:15 PM	0	323	98	0	421	1	338	42	0	381	0	0	17	0	19	0	36	838
5:30 PM	0	286	91	0	377	0	331	30	0	361	0	0	12	0	23	1	35	773
5:45 PM	0	258	102	0	360	0	271	29	0	300	0	0	10	0	19	1	29	689
Hourly Total	0	1185	376	0	1561	1	1273	127	0	1401	0	0	53	0	84	2	137	3099
6:00 PM	0	230	93	0	323	0	246	27	0	273	0	0	9	0	17	0	26	622
6:15 PM	0	237	85	0	322	0	212	24	0	236	1	0	8	0	13	0	21	579
6:30 PM	0	204	72	0	276	0	204	23	0	227	0	0	8	0	8	0	16	519
6:45 PM	0	182	88	0	270	0	188	28	0	216	0	0	8	0	14	0	22	508
Hourly Total	0	853	338	0	1191	0	850	102	0	952	1	0	33	0	52	0	85	2228
Grand Total	5	9628	4096	0	13729	1	11600	1381	0	12982	8	0	668	0	973	11	1641	28352
Approach %	0.0	70.1	29.8	-	-	0.0	89.4	10.6	-	-	-	-	40.7	0.0	59.3	-	-	-

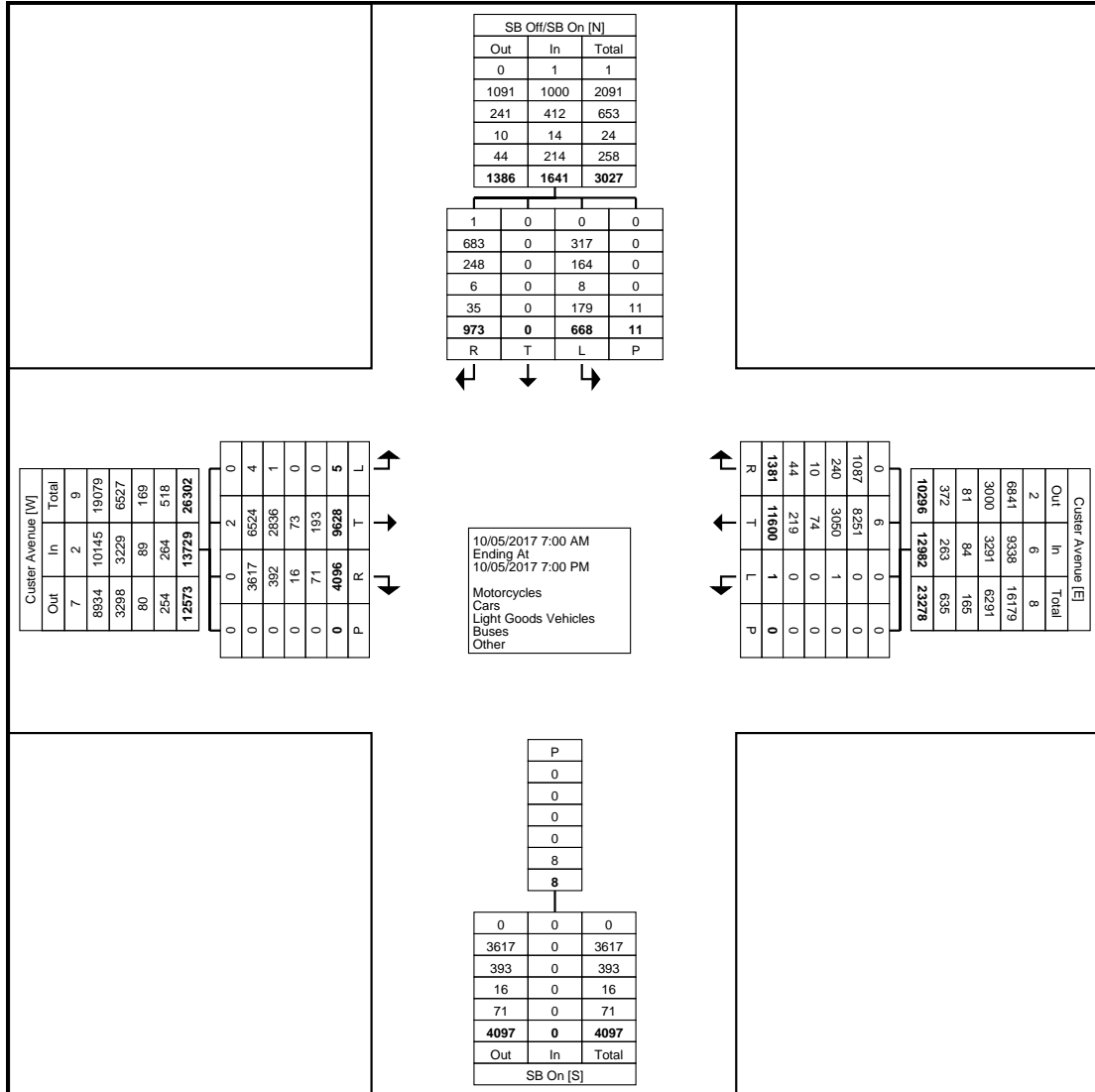
Total %	0.0	34.0	14.4	-	48.4	0.0	40.9	4.9	-	45.8	-	0.0	2.4	0.0	3.4	-	5.8	-
Motorcycles	0	2	0	-	2	0	6	0	-	6	-	0	0	0	1	-	1	9
% Motorcycles	0.0	0.0	0.0	-	0.0	0.0	0.1	0.0	-	0.0	-	-	0.0	-	0.1	-	0.1	0.0
Cars	4	6524	3617	-	10145	0	8251	1087	-	9338	-	0	317	0	683	-	1000	20483
% Cars	80.0	67.8	88.3	-	73.9	0.0	71.1	78.7	-	71.9	-	-	47.5	-	70.2	-	60.9	72.2
Light Goods Vehicles	1	2836	392	-	3229	1	3050	240	-	3291	-	0	164	0	248	-	412	6932
% Light Goods Vehicles	20.0	29.5	9.6	-	23.5	100.0	26.3	17.4	-	25.4	-	-	24.6	-	25.5	-	25.1	24.4
Buses	0	73	16	-	89	0	74	10	-	84	-	0	8	0	6	-	14	187
% Buses	0.0	0.8	0.4	-	0.6	0.0	0.6	0.7	-	0.6	-	-	1.2	-	0.6	-	0.9	0.7
Single-Unit Trucks	0	151	49	-	200	0	173	26	-	199	-	0	16	0	19	-	35	434
% Single-Unit Trucks	0.0	1.6	1.2	-	1.5	0.0	1.5	1.9	-	1.5	-	-	2.4	-	2.0	-	2.1	1.5
Articulated Trucks	0	40	22	-	62	0	44	18	-	62	-	0	163	0	16	-	179	303
% Articulated Trucks	0.0	0.4	0.5	-	0.5	0.0	0.4	1.3	-	0.5	-	-	24.4	-	1.6	-	10.9	1.1
Bicycles on Road	0	2	0	-	2	0	2	0	-	2	-	0	0	0	0	-	0	4
% Bicycles on Road	0.0	0.0	0.0	-	0.0	0.0	0.0	0.0	-	0.0	-	-	0.0	-	0.0	-	0.0	0.0
Bicycles on Crosswalk	-	-	-	0	-	-	-	-	0	-	1	-	-	-	-	0	-	-
% Bicycles on Crosswalk	-	-	-	-	-	-	-	-	-	-	12.5	-	-	-	-	0.0	-	-
Pedestrians	-	-	-	0	-	-	-	-	0	-	7	-	-	-	-	11	-	-
% Pedestrians	-	-	-	-	-	-	-	-	-	-	87.5	-	-	-	-	100.0	-	-



Robert Peccia & Associates
3147 Saddle Drive

Helena, Montana, United States 59601
406-447-5000 srandall@rpa-hln.com

Count Name: I-15 SB Ramps
TMC
Site Code: 03
Start Date: 10/05/2017
Page No: 3



Turning Movement Data Plot



Robert Peccia & Associates
3147 Saddle Drive

Helena, Montana, United States 59601
406-447-5000 srandall@rpa-hln.com

Count Name: I-15 SB Ramps
TMC
Site Code: 03
Start Date: 10/05/2017
Page No: 4

Turning Movement Peak Hour Data (7:30 AM)

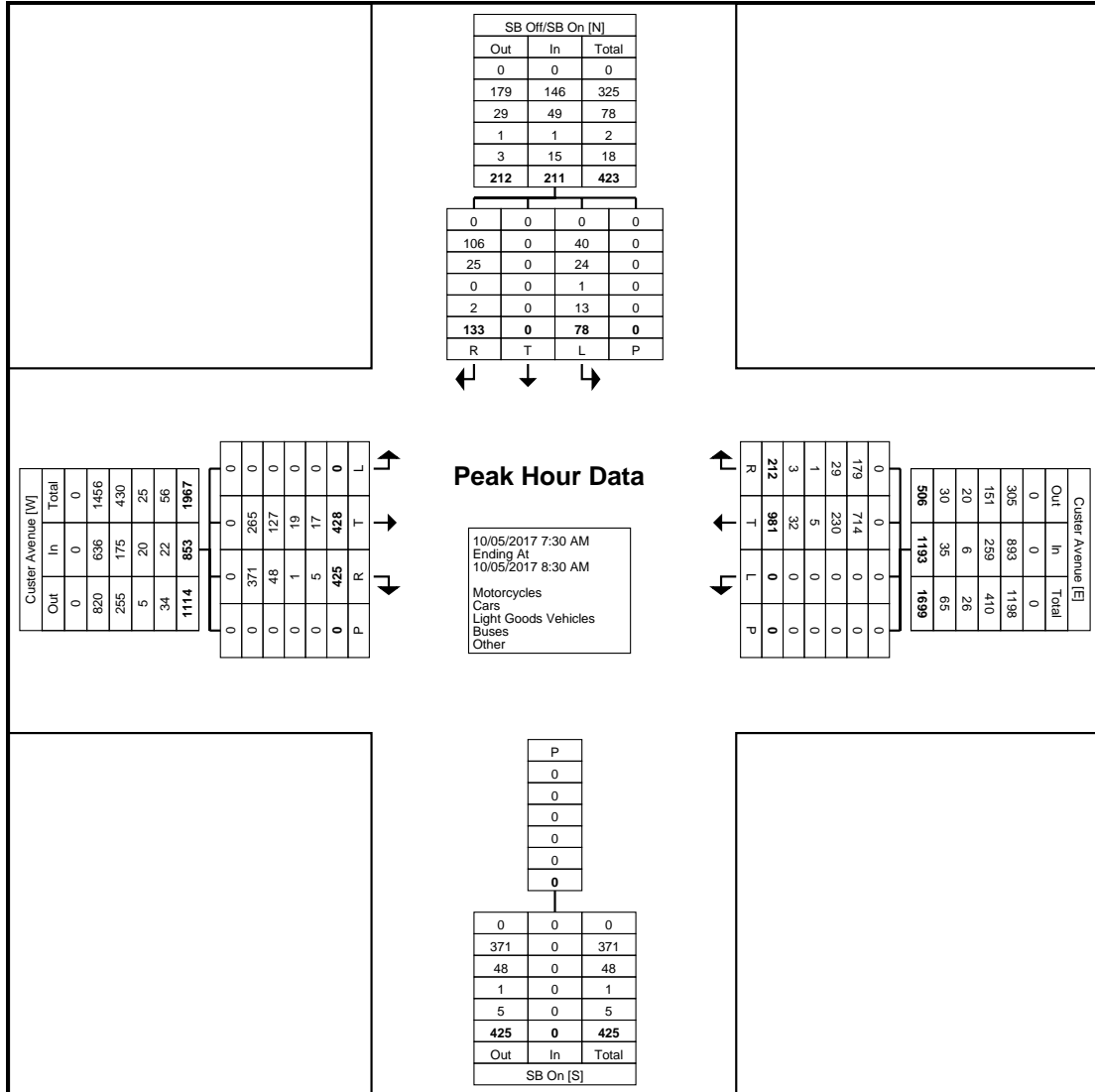
Start Time	Custer Avenue Eastbound					Custer Avenue Westbound					SB On Northbound		SB Off/SB On Southbound					Int. Total
	Left	Thru	Right	Peds	App. Total	Left	Thru	Right	Peds	App. Total	Peds	App. Total	Left	Thru	Right	Peds	App. Total	
7:30 AM	0	96	108	0	204	0	247	58	0	305	0	0	14	0	40	0	54	563
7:45 AM	0	115	145	0	260	0	296	59	0	355	0	0	17	0	31	0	48	663
8:00 AM	0	109	76	0	185	0	212	43	0	255	0	0	29	0	36	0	65	505
8:15 AM	0	108	96	0	204	0	226	52	0	278	0	0	18	0	26	0	44	526
Total	0	428	425	0	853	0	981	212	0	1193	0	0	78	0	133	0	211	2257
Approach %	0.0	50.2	49.8	-	-	0.0	82.2	17.8	-	-	-	-	37.0	0.0	63.0	-	-	-
Total %	0.0	19.0	18.8	-	37.8	0.0	43.5	9.4	-	52.9	-	0.0	3.5	0.0	5.9	-	9.3	-
PHF	0.000	0.930	0.733	-	0.820	0.000	0.829	0.898	-	0.840	-	0.000	0.672	0.000	0.831	-	0.812	0.851
Motorcycles	0	0	0	-	0	0	0	0	-	0	-	0	0	0	0	-	0	0
% Motorcycles	-	0.0	0.0	-	0.0	-	0.0	0.0	-	0.0	-	-	0.0	-	0.0	-	0.0	0.0
Cars	0	265	371	-	636	0	714	179	-	893	-	0	40	0	106	-	146	1675
% Cars	-	61.9	87.3	-	74.6	-	72.8	84.4	-	74.9	-	-	51.3	-	79.7	-	69.2	74.2
Light Goods Vehicles	0	127	48	-	175	0	230	29	-	259	-	0	24	0	25	-	49	483
% Light Goods Vehicles	-	29.7	11.3	-	20.5	-	23.4	13.7	-	21.7	-	-	30.8	-	18.8	-	23.2	21.4
Buses	0	19	1	-	20	0	5	1	-	6	-	0	1	0	0	-	1	27
% Buses	-	4.4	0.2	-	2.3	-	0.5	0.5	-	0.5	-	-	1.3	-	0.0	-	0.5	1.2
Single-Unit Trucks	0	12	5	-	17	0	25	2	-	27	-	0	2	0	1	-	3	47
% Single-Unit Trucks	-	2.8	1.2	-	2.0	-	2.5	0.9	-	2.3	-	-	2.6	-	0.8	-	1.4	2.1
Articulated Trucks	0	5	0	-	5	0	6	1	-	7	-	0	11	0	1	-	12	24
% Articulated Trucks	-	1.2	0.0	-	0.6	-	0.6	0.5	-	0.6	-	-	14.1	-	0.8	-	5.7	1.1
Bicycles on Road	0	0	0	-	0	0	1	0	-	1	-	0	0	0	0	-	0	1
% Bicycles on Road	-	0.0	0.0	-	0.0	-	0.1	0.0	-	0.1	-	-	0.0	-	0.0	-	0.0	0.0
Bicycles on Crosswalk	-	-	-	0	-	-	-	-	0	-	0	-	-	-	-	0	-	-
% Bicycles on Crosswalk	-	-	-	-	-	-	-	-	-	-	-	-	-	-	-	-	-	-
Pedestrians	-	-	-	0	-	-	-	-	0	-	0	-	-	-	-	0	-	-
% Pedestrians	-	-	-	-	-	-	-	-	-	-	-	-	-	-	-	-	-	-



Robert Peccia & Associates
3147 Saddle Drive

Helena, Montana, United States 59601
406-447-5000 rstrandall@rpa-hln.com

Count Name: I-15 SB Ramps
TMC
Site Code: 03
Start Date: 10/05/2017
Page No: 5



Turning Movement Peak Hour Data Plot (7:30 AM)



Robert Peccia & Associates
3147 Saddle Drive

Helena, Montana, United States 59601
406-447-5000 rstrandall@rpa-hln.com

Count Name: I-15 SB Ramps
TMC
Site Code: 03
Start Date: 10/05/2017
Page No: 6

Turning Movement Peak Hour Data (3:00 PM)

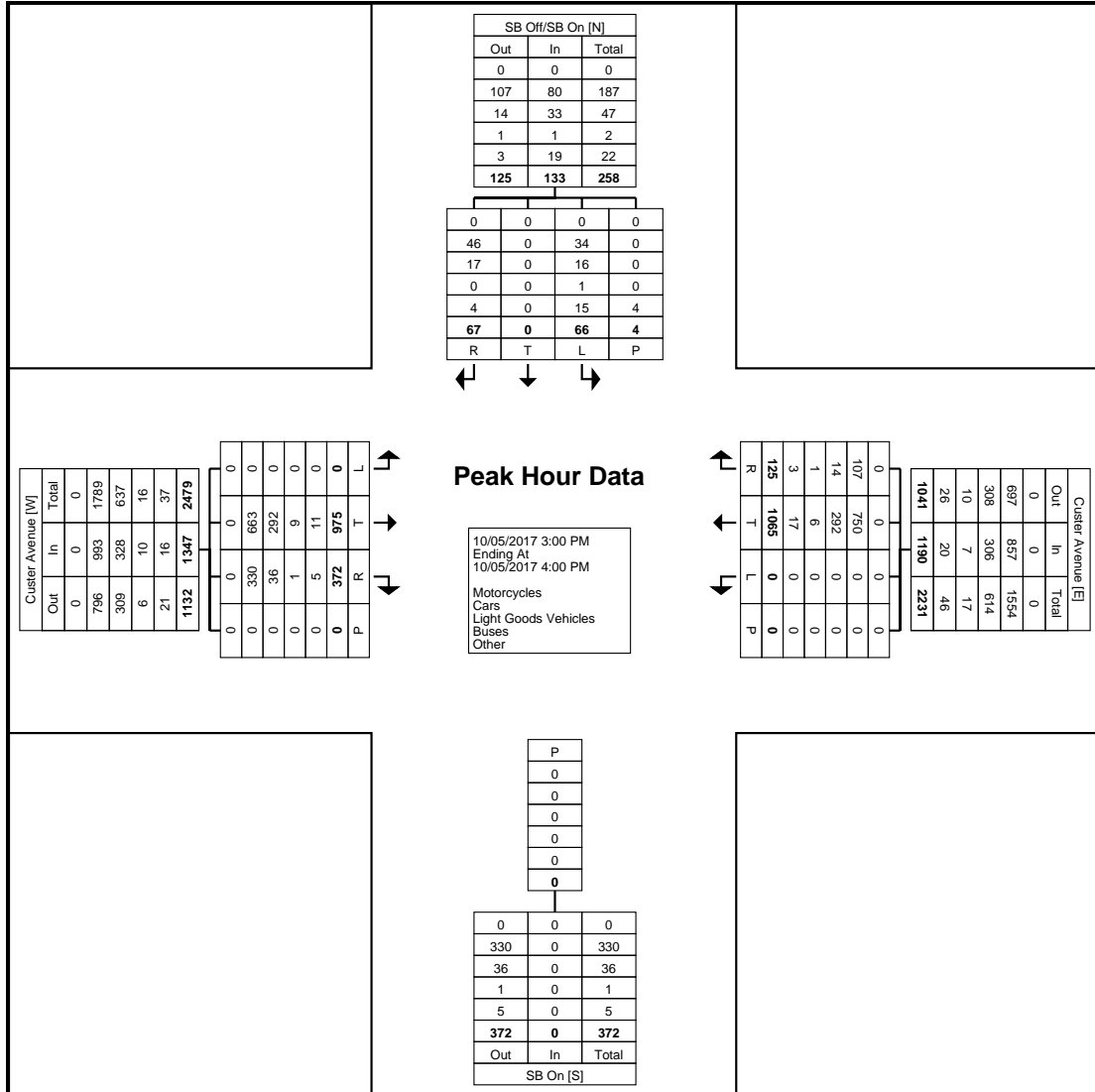
Start Time	Custer Avenue Eastbound					Custer Avenue Westbound					SB On Northbound		SB Off/SB On Southbound					Int. Total
	Left	Thru	Right	Peds	App. Total	Left	Thru	Right	Peds	App. Total	Peds	App. Total	Left	Thru	Right	Peds	App. Total	
3:00 PM	0	233	80	0	313	0	241	36	0	277	0	0	15	0	7	0	22	612
3:15 PM	0	218	92	0	310	0	271	29	0	300	0	0	13	0	16	1	29	639
3:30 PM	0	243	96	0	339	0	291	32	0	323	0	0	17	0	22	3	39	701
3:45 PM	0	281	104	0	385	0	262	28	0	290	0	0	21	0	22	0	43	718
Total	0	975	372	0	1347	0	1065	125	0	1190	0	0	66	0	67	4	133	2670
Approach %	0.0	72.4	27.6	-	-	0.0	89.5	10.5	-	-	-	-	49.6	0.0	50.4	-	-	-
Total %	0.0	36.5	13.9	-	50.4	0.0	39.9	4.7	-	44.6	-	0.0	2.5	0.0	2.5	-	5.0	-
PHF	0.000	0.867	0.894	-	0.875	0.000	0.915	0.868	-	0.921	-	0.000	0.786	0.000	0.761	-	0.773	0.930
Motorcycles	0	0	0	-	0	0	0	0	-	0	-	0	0	0	0	-	0	0
% Motorcycles	-	0.0	0.0	-	0.0	-	0.0	0.0	-	0.0	-	-	0.0	-	0.0	-	0.0	0.0
Cars	0	663	330	-	993	0	750	107	-	857	-	0	34	0	46	-	80	1930
% Cars	-	68.0	88.7	-	73.7	-	70.4	85.6	-	72.0	-	-	51.5	-	68.7	-	60.2	72.3
Light Goods Vehicles	0	292	36	-	328	0	292	14	-	306	-	0	16	0	17	-	33	667
% Light Goods Vehicles	-	29.9	9.7	-	24.4	-	27.4	11.2	-	25.7	-	-	24.2	-	25.4	-	24.8	25.0
Buses	0	9	1	-	10	0	6	1	-	7	-	0	1	0	0	-	1	18
% Buses	-	0.9	0.3	-	0.7	-	0.6	0.8	-	0.6	-	-	1.5	-	0.0	-	0.8	0.7
Single-Unit Trucks	0	6	3	-	9	0	14	2	-	16	-	0	2	0	2	-	4	29
% Single-Unit Trucks	-	0.6	0.8	-	0.7	-	1.3	1.6	-	1.3	-	-	3.0	-	3.0	-	3.0	1.1
Articulated Trucks	0	5	2	-	7	0	3	1	-	4	-	0	13	0	2	-	15	26
% Articulated Trucks	-	0.5	0.5	-	0.5	-	0.3	0.8	-	0.3	-	-	19.7	-	3.0	-	11.3	1.0
Bicycles on Road	0	0	0	-	0	0	0	0	-	0	-	0	0	0	0	-	0	0
% Bicycles on Road	-	0.0	0.0	-	0.0	-	0.0	0.0	-	0.0	-	-	0.0	-	0.0	-	0.0	0.0
Bicycles on Crosswalk	-	-	-	0	-	-	-	-	0	-	0	-	-	-	-	0	-	-
% Bicycles on Crosswalk	-	-	-	-	-	-	-	-	-	-	-	-	-	-	-	0.0	-	-
Pedestrians	-	-	-	0	-	-	-	-	0	-	0	-	-	-	-	4	-	-
% Pedestrians	-	-	-	-	-	-	-	-	-	-	-	-	-	-	-	100.0	-	-



Robert Peccia & Associates
3147 Saddle Drive

Helena, Montana, United States 59601
406-447-5000 rstrandall@rpa-hln.com

Count Name: I-15 SB Ramps
TMC
Site Code: 03
Start Date: 10/05/2017
Page No: 7



Turning Movement Peak Hour Data Plot (3:00 PM)



Robert Peccia & Associates
3147 Saddle Drive

Helena, Montana, United States 59601
406-447-5000 rstrandall@rpa-hln.com

Count Name: I-15 SB Ramps
TMC
Site Code: 03
Start Date: 10/05/2017
Page No: 8

Turning Movement Peak Hour Data (4:45 PM)

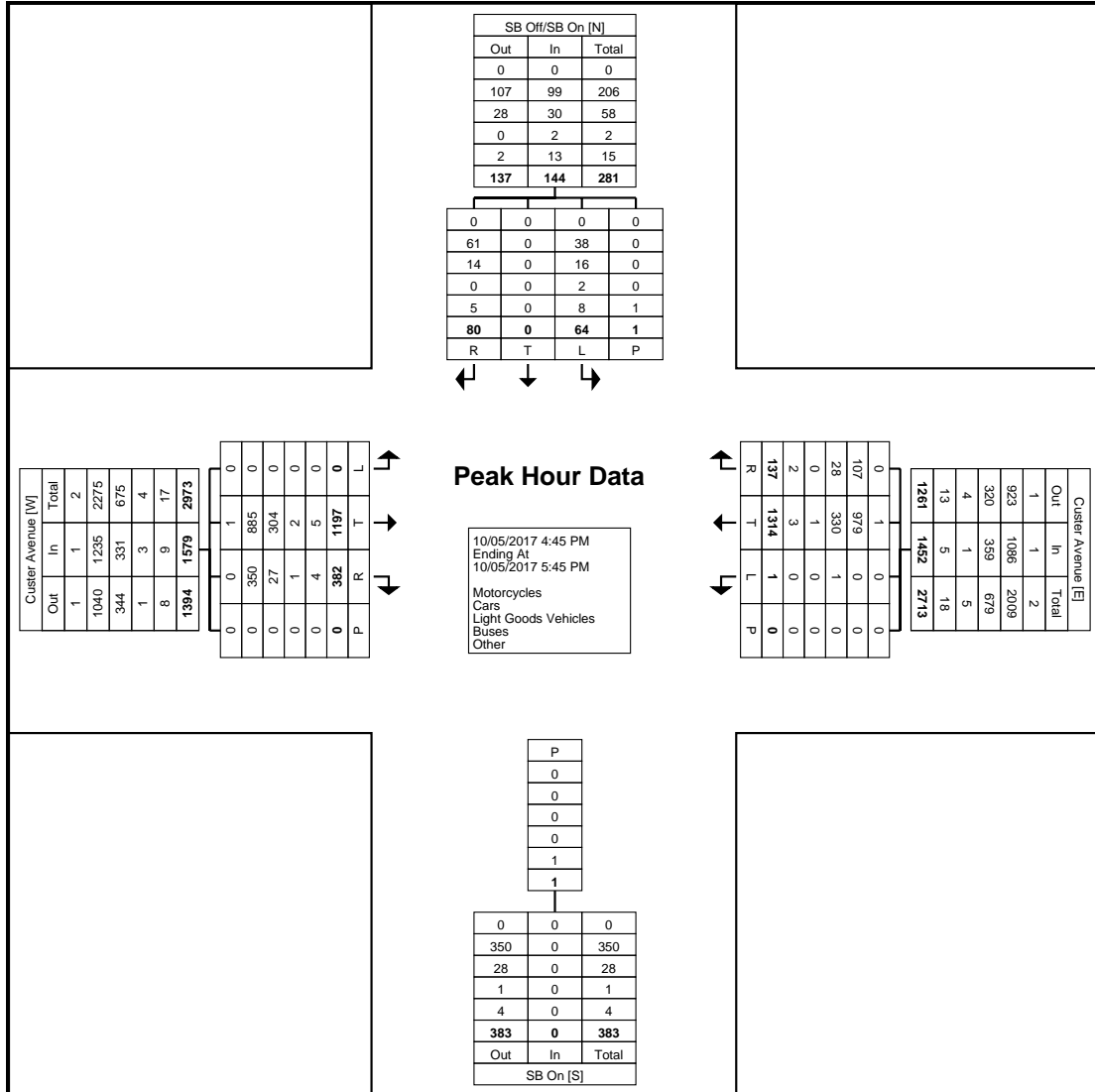
Start Time	Custer Avenue Eastbound					Custer Avenue Westbound					SB On Northbound		SB Off/SB On Southbound					Int. Total
	Left	Thru	Right	Peds	App. Total	Left	Thru	Right	Peds	App. Total	Peds	App. Total	Left	Thru	Right	Peds	App. Total	
4:45 PM	0	270	108	0	378	0	312	39	0	351	1	0	21	0	15	0	36	765
5:00 PM	0	318	85	0	403	0	333	26	0	359	0	0	14	0	23	0	37	799
5:15 PM	0	323	98	0	421	1	338	42	0	381	0	0	17	0	19	0	36	838
5:30 PM	0	286	91	0	377	0	331	30	0	361	0	0	12	0	23	1	35	773
Total	0	1197	382	0	1579	1	1314	137	0	1452	1	0	64	0	80	1	144	3175
Approach %	0.0	75.8	24.2	-	-	0.1	90.5	9.4	-	-	-	-	44.4	0.0	55.6	-	-	-
Total %	0.0	37.7	12.0	-	49.7	0.0	41.4	4.3	-	45.7	-	0.0	2.0	0.0	2.5	-	4.5	-
PHF	0.000	0.926	0.884	-	0.938	0.250	0.972	0.815	-	0.953	-	0.000	0.762	0.000	0.870	-	0.973	0.947
Motorcycles	0	1	0	-	1	0	1	0	-	1	-	0	0	0	0	-	0	2
% Motorcycles	-	0.1	0.0	-	0.1	0.0	0.1	0.0	-	0.1	-	-	0.0	-	0.0	-	0.0	0.1
Cars	0	885	350	-	1235	0	979	107	-	1086	-	0	38	0	61	-	99	2420
% Cars	-	73.9	91.6	-	78.2	0.0	74.5	78.1	-	74.8	-	-	59.4	-	76.3	-	68.8	76.2
Light Goods Vehicles	0	304	27	-	331	1	330	28	-	359	-	0	16	0	14	-	30	720
% Light Goods Vehicles	-	25.4	7.1	-	21.0	100.0	25.1	20.4	-	24.7	-	-	25.0	-	17.5	-	20.8	22.7
Buses	0	2	1	-	3	0	1	0	-	1	-	0	2	0	0	-	2	6
% Buses	-	0.2	0.3	-	0.2	0.0	0.1	0.0	-	0.1	-	-	3.1	-	0.0	-	1.4	0.2
Single-Unit Trucks	0	3	2	-	5	0	3	0	-	3	-	0	0	0	2	-	2	10
% Single-Unit Trucks	-	0.3	0.5	-	0.3	0.0	0.2	0.0	-	0.2	-	-	0.0	-	2.5	-	1.4	0.3
Articulated Trucks	0	1	2	-	3	0	0	2	-	2	-	0	8	0	3	-	11	16
% Articulated Trucks	-	0.1	0.5	-	0.2	0.0	0.0	1.5	-	0.1	-	-	12.5	-	3.8	-	7.6	0.5
Bicycles on Road	0	1	0	-	1	0	0	0	-	0	-	0	0	0	0	-	0	1
% Bicycles on Road	-	0.1	0.0	-	0.1	0.0	0.0	0.0	-	0.0	-	-	0.0	-	0.0	-	0.0	0.0
Bicycles on Crosswalk	-	-	-	0	-	-	-	-	0	-	0	-	-	-	-	0	-	-
% Bicycles on Crosswalk	-	-	-	-	-	-	-	-	-	-	0.0	-	-	-	-	0.0	-	-
Pedestrians	-	-	-	0	-	-	-	-	0	-	1	-	-	-	-	1	-	-
% Pedestrians	-	-	-	-	-	-	-	-	-	-	100.0	-	-	-	-	100.0	-	-



Robert Peccia & Associates
3147 Saddle Drive

Helena, Montana, United States 59601
406-447-5000 rstrandall@rpa-hln.com

Count Name: I-15 SB Ramps
TMC
Site Code: 03
Start Date: 10/05/2017
Page No: 9



Turning Movement Peak Hour Data Plot (4:45 PM)



Robert Peccia & Associates
3147 Saddle Drive

Helena, Montana, United States 59601
406-447-5000 srandall@rpa-hln.com

Count Name: I-15 NB Ramps
TMC
Site Code: 02
Start Date: 10/05/2017
Page No: 1

Turning Movement Data

Start Time	Custer Avenue Eastbound				Custer Avenue Westbound					I-15 NB Off Northbound					I-15 NB On Southbound		Int. Total
	Left	Thru	Peds	App. Total	Left	Thru	Right	Peds	App. Total	Left	Thru	Right	Peds	App. Total	Peds	App. Total	
7:00 AM	2	78	0	80	0	146	11	0	157	43	0	11	1	54	0	0	291
7:15 AM	6	127	0	133	0	176	16	0	192	51	0	9	0	60	1	0	385
7:30 AM	4	101	0	105	0	254	8	0	262	48	0	9	2	57	0	0	424
7:45 AM	8	132	0	140	0	269	9	0	278	76	0	21	0	97	0	0	515
Hourly Total	20	438	0	458	0	845	44	0	889	218	0	50	3	268	1	0	1615
8:00 AM	17	119	0	136	0	196	6	0	202	57	0	21	0	78	0	0	416
8:15 AM	12	119	0	131	0	207	11	0	218	67	0	18	0	85	0	0	434
8:30 AM	5	96	0	101	0	195	6	0	201	60	0	13	0	73	0	0	375
8:45 AM	19	115	0	134	0	203	12	0	215	57	0	13	0	70	0	0	419
Hourly Total	53	449	0	502	0	801	35	0	836	241	0	65	0	306	0	0	1644
9:00 AM	16	98	0	114	0	141	13	0	154	52	0	15	0	67	0	0	335
9:15 AM	15	125	0	140	0	127	11	0	138	51	0	15	0	66	0	0	344
9:30 AM	19	123	0	142	0	139	13	0	152	46	0	12	0	58	0	0	352
9:45 AM	17	183	0	200	0	173	12	0	185	58	0	19	0	77	0	0	462
Hourly Total	67	529	0	596	0	580	49	0	629	207	0	61	0	268	0	0	1493
10:00 AM	13	153	0	166	0	158	12	0	170	57	0	15	0	72	0	0	408
10:15 AM	11	145	0	156	0	159	14	0	173	62	0	18	0	80	0	0	409
10:30 AM	13	165	0	178	0	171	11	0	182	53	0	15	0	68	0	0	428
10:45 AM	16	166	0	182	0	178	12	0	190	43	0	24	1	67	0	0	439
Hourly Total	53	629	0	682	0	666	49	0	715	215	0	72	1	287	0	0	1684
11:00 AM	17	173	0	190	0	183	15	0	198	64	0	14	1	78	0	0	466
11:15 AM	20	210	0	230	0	204	19	0	223	78	0	22	0	100	0	0	553
11:30 AM	21	191	0	212	0	201	11	0	212	74	0	26	0	100	0	0	524
11:45 AM	15	188	0	203	0	194	17	0	211	76	0	17	0	93	0	0	507
Hourly Total	73	762	0	835	0	782	62	0	844	292	0	79	1	371	0	0	2050
12:00 PM	13	214	0	227	0	211	21	0	232	78	0	18	0	96	0	0	555
12:15 PM	26	226	0	252	0	222	10	0	232	73	0	15	0	88	0	0	572
12:30 PM	18	213	0	231	0	221	10	0	231	67	0	15	1	82	0	0	544
12:45 PM	13	247	0	260	0	226	15	0	241	59	0	15	0	74	0	0	575
Hourly Total	70	900	0	970	0	880	56	0	936	277	0	63	1	340	0	0	2246
1:00 PM	12	221	0	233	0	212	15	0	227	77	0	18	1	95	0	0	555
1:15 PM	14	236	0	250	0	215	15	0	230	67	0	19	0	86	0	0	566
1:30 PM	15	209	0	224	0	180	27	0	207	70	0	19	0	89	0	0	520
1:45 PM	21	242	0	263	0	195	19	0	214	46	0	17	1	63	0	0	540
Hourly Total	62	908	0	970	0	802	76	0	878	260	0	73	2	333	0	0	2181
2:00 PM	21	229	0	250	0	197	18	0	215	58	0	16	0	74	0	0	539
2:15 PM	13	213	0	226	1	223	14	0	238	71	0	18	0	89	0	0	553
2:30 PM	16	229	0	245	0	211	19	0	230	56	0	17	0	73	0	0	548
2:45 PM	16	236	0	252	0	193	18	0	211	53	0	21	1	74	0	0	537
Hourly Total	66	907	0	973	1	824	69	0	894	238	0	72	1	310	0	0	2177
3:00 PM	20	230	0	250	0	199	20	0	219	77	0	26	0	103	1	0	572
3:15 PM	26	207	0	233	0	227	20	0	247	82	0	31	0	113	0	0	593
3:30 PM	20	235	0	255	0	242	25	0	267	94	0	37	0	131	2	0	653
3:45 PM	25	277	0	302	0	190	22	0	212	100	0	34	0	134	2	0	648
Hourly Total	91	949	0	1040	0	858	87	0	945	353	0	128	0	481	5	0	2466
4:00 PM	34	249	0	283	0	204	32	0	236	102	0	43	0	145	1	0	664
4:15 PM	26	275	0	301	0	237	41	0	278	84	0	35	0	119	1	0	698
4:30 PM	22	226	0	248	0	246	47	0	293	96	0	46	1	142	1	0	683
4:45 PM	32	261	0	293	0	249	32	0	281	93	0	34	0	127	0	0	701
Hourly Total	114	1011	0	1125	0	936	152	0	1088	375	0	158	1	533	3	0	2746
5:00 PM	25	305	0	330	0	241	24	0	265	126	0	45	0	171	0	0	766
5:15 PM	34	301	0	335	0	233	23	0	256	121	0	61	0	182	0	0	773
5:30 PM	29	271	0	300	0	251	37	0	288	114	0	46	1	160	0	0	748
5:45 PM	29	257	0	286	0	211	23	0	234	97	0	33	1	130	0	0	650
Hourly Total	117	1134	0	1251	0	936	107	0	1043	458	0	185	2	643	0	0	2937
6:00 PM	20	215	0	235	0	193	20	0	213	77	1	28	0	106	0	0	554
6:15 PM	34	216	0	250	0	170	18	0	188	69	0	26	0	95	0	0	533
6:30 PM	19	191	0	210	0	172	24	0	196	53	0	16	0	69	0	0	475
6:45 PM	22	169	0	191	0	167	22	0	189	46	0	20	0	66	0	0	446
Hourly Total	95	791	0	886	0	702	84	0	786	245	1	90	0	336	0	0	2008
Grand Total	881	9407	0	10288	1	9612	870	0	10483	3379	1	1096	12	4476	9	0	25247
Approach %	8.6	91.4	-	-	0.0	91.7	8.3	-	-	75.5	0.0	24.5	-	-	-	-	-

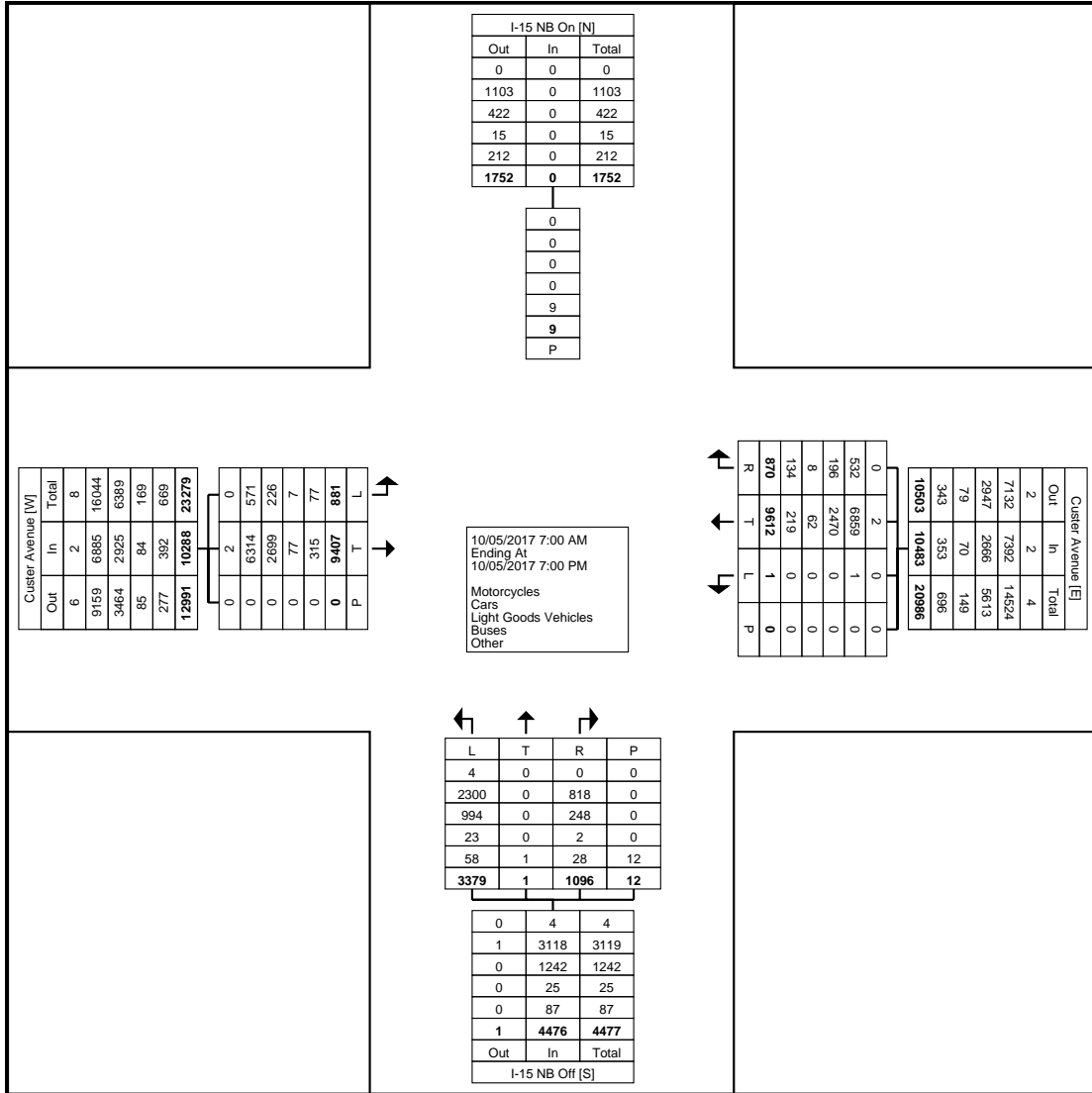
Total %	3.5	37.3	-	40.7	0.0	38.1	3.4	-	41.5	13.4	0.0	4.3	-	17.7	-	0.0	-
Motorcycles	0	2	-	2	0	2	0	-	2	4	0	0	-	4	-	0	8
% Motorcycles	0.0	0.0	-	0.0	0.0	0.0	0.0	-	0.0	0.1	0.0	0.0	-	0.1	-	-	0.0
Cars	571	6314	-	6885	1	6859	532	-	7392	2300	0	818	-	3118	-	0	17395
% Cars	64.8	67.1	-	66.9	100.0	71.4	61.1	-	70.5	68.1	0.0	74.6	-	69.7	-	-	68.9
Light Goods Vehicles	226	2699	-	2925	0	2470	196	-	2666	994	0	248	-	1242	-	0	6833
% Light Goods Vehicles	25.7	28.7	-	28.4	0.0	25.7	22.5	-	25.4	29.4	0.0	22.6	-	27.7	-	-	27.1
Buses	7	77	-	84	0	62	8	-	70	23	0	2	-	25	-	0	179
% Buses	0.8	0.8	-	0.8	0.0	0.6	0.9	-	0.7	0.7	0.0	0.2	-	0.6	-	-	0.7
Single-Unit Trucks	13	177	-	190	0	160	25	-	185	41	0	16	-	57	-	0	432
% Single-Unit Trucks	1.5	1.9	-	1.8	0.0	1.7	2.9	-	1.8	1.2	0.0	1.5	-	1.3	-	-	1.7
Articulated Trucks	64	136	-	200	0	59	109	-	168	17	1	12	-	30	-	0	398
% Articulated Trucks	7.3	1.4	-	1.9	0.0	0.6	12.5	-	1.6	0.5	100.0	1.1	-	0.7	-	-	1.6
Bicycles on Road	0	2	-	2	0	0	0	-	0	0	0	0	-	0	-	0	2
% Bicycles on Road	0.0	0.0	-	0.0	0.0	0.0	0.0	-	0.0	0.0	0.0	0.0	-	0.0	-	-	0.0
Bicycles on Crosswalk	-	-	0	-	-	-	-	0	-	-	-	-	2	-	0	-	-
% Bicycles on Crosswalk	-	-	-	-	-	-	-	-	-	-	-	-	16.7	-	0.0	-	-
Pedestrians	-	-	0	-	-	-	-	0	-	-	-	-	10	-	9	-	-
% Pedestrians	-	-	-	-	-	-	-	-	-	-	-	-	83.3	-	100.0	-	-



Robert Peccia & Associates
3147 Saddle Drive

Helena, Montana, United States 59601
406-447-5000 srandall@rpa-hln.com

Count Name: I-15 NB Ramps
TMC
Site Code: 02
Start Date: 10/05/2017
Page No: 3



Turning Movement Data Plot



Robert Peccia & Associates
3147 Saddle Drive

Helena, Montana, United States 59601
406-447-5000 srandall@rpa-hln.com

Count Name: I-15 NB Ramps
TMC
Site Code: 02
Start Date: 10/05/2017
Page No: 4

Turning Movement Peak Hour Data (7:30 AM)

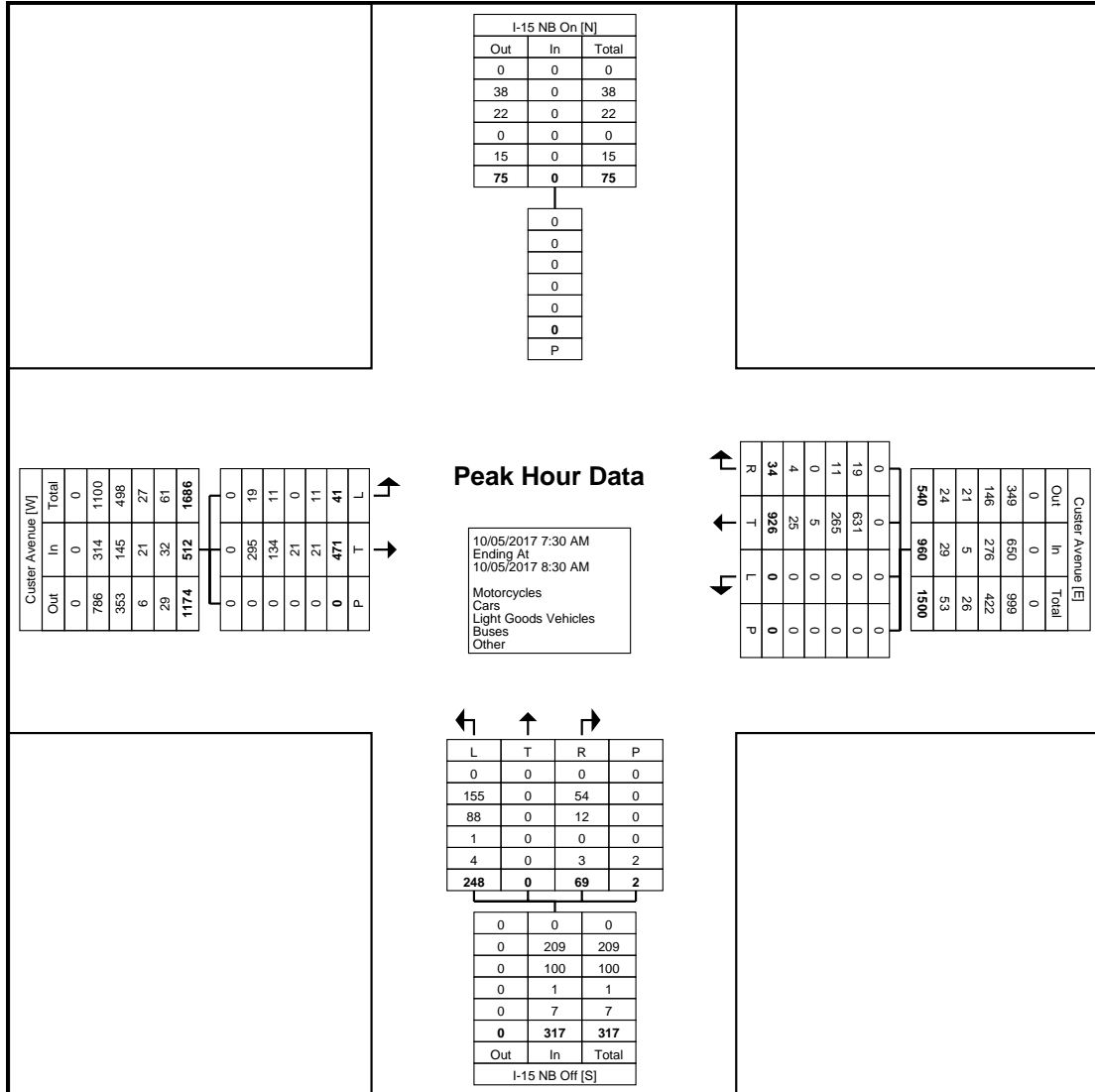
Start Time	Custer Avenue Eastbound				Custer Avenue Westbound					I-15 NB Off Northbound					I-15 NB On Southbound		Int. Total
	Left	Thru	Peds	App. Total	Left	Thru	Right	Peds	App. Total	Left	Thru	Right	Peds	App. Total	Peds	App. Total	
7:30 AM	4	101	0	105	0	254	8	0	262	48	0	9	2	57	0	0	424
7:45 AM	8	132	0	140	0	269	9	0	278	76	0	21	0	97	0	0	515
8:00 AM	17	119	0	136	0	196	6	0	202	57	0	21	0	78	0	0	416
8:15 AM	12	119	0	131	0	207	11	0	218	67	0	18	0	85	0	0	434
Total	41	471	0	512	0	926	34	0	960	248	0	69	2	317	0	0	1789
Approach %	8.0	92.0	-	-	0.0	96.5	3.5	-	-	78.2	0.0	21.8	-	-	-	-	-
Total %	2.3	26.3	-	28.6	0.0	51.8	1.9	-	53.7	13.9	0.0	3.9	-	17.7	-	0.0	-
PHF	0.603	0.892	-	0.914	0.000	0.861	0.773	-	0.863	0.816	0.000	0.821	-	0.817	-	0.000	0.868
Motorcycles	0	0	-	0	0	0	0	-	0	0	0	0	-	0	-	0	0
% Motorcycles	0.0	0.0	-	0.0	-	0.0	0.0	-	0.0	0.0	-	0.0	-	0.0	-	-	0.0
Cars	19	295	-	314	0	631	19	-	650	155	0	54	-	209	-	0	1173
% Cars	46.3	62.6	-	61.3	-	68.1	55.9	-	67.7	62.5	-	78.3	-	65.9	-	-	65.6
Light Goods Vehicles	11	134	-	145	0	265	11	-	276	88	0	12	-	100	-	0	521
% Light Goods Vehicles	26.8	28.5	-	28.3	-	28.6	32.4	-	28.8	35.5	-	17.4	-	31.5	-	-	29.1
Buses	0	21	-	21	0	5	0	-	5	1	0	0	-	1	-	0	27
% Buses	0.0	4.5	-	4.1	-	0.5	0.0	-	0.5	0.4	-	0.0	-	0.3	-	-	1.5
Single-Unit Trucks	1	14	-	15	0	21	2	-	23	1	0	2	-	3	-	0	41
% Single-Unit Trucks	2.4	3.0	-	2.9	-	2.3	5.9	-	2.4	0.4	-	2.9	-	0.9	-	-	2.3
Articulated Trucks	10	7	-	17	0	4	2	-	6	3	0	1	-	4	-	0	27
% Articulated Trucks	24.4	1.5	-	3.3	-	0.4	5.9	-	0.6	1.2	-	1.4	-	1.3	-	-	1.5
Bicycles on Road	0	0	-	0	0	0	0	-	0	0	0	0	-	0	-	0	0
% Bicycles on Road	0.0	0.0	-	0.0	-	0.0	0.0	-	0.0	0.0	-	0.0	-	0.0	-	-	0.0
Bicycles on Crosswalk	-	-	0	-	-	-	0	-	-	-	-	0	-	-	0	-	-
% Bicycles on Crosswalk	-	-	-	-	-	-	-	-	-	-	-	0.0	-	-	-	-	-
Pedestrians	-	-	0	-	-	-	0	-	-	-	-	2	-	-	0	-	-
% Pedestrians	-	-	-	-	-	-	-	-	-	-	-	100.0	-	-	-	-	-



Robert Peccia & Associates
3147 Saddle Drive

Helena, Montana, United States 59601
406-447-5000 srandall@rpa-hln.com

Count Name: I-15 NB Ramps
TMC
Site Code: 02
Start Date: 10/05/2017
Page No: 5



Turning Movement Peak Hour Data Plot (7:30 AM)



Robert Peccia & Associates
3147 Saddle Drive

Helena, Montana, United States 59601
406-447-5000 srandall@rpa-hln.com

Count Name: I-15 NB Ramps
TMC
Site Code: 02
Start Date: 10/05/2017
Page No: 6

Turning Movement Peak Hour Data (3:00 PM)

Start Time	Custer Avenue Eastbound				Custer Avenue Westbound					I-15 NB Off Northbound					I-15 NB On Southbound		Int. Total
	Left	Thru	Peds	App. Total	Left	Thru	Right	Peds	App. Total	Left	Thru	Right	Peds	App. Total	Peds	App. Total	
3:00 PM	20	230	0	250	0	199	20	0	219	77	0	26	0	103	1	0	572
3:15 PM	26	207	0	233	0	227	20	0	247	82	0	31	0	113	0	0	593
3:30 PM	20	235	0	255	0	242	25	0	267	94	0	37	0	131	2	0	653
3:45 PM	25	277	0	302	0	190	22	0	212	100	0	34	0	134	2	0	648
Total	91	949	0	1040	0	858	87	0	945	353	0	128	0	481	5	0	2466
Approach %	8.8	91.3	-	-	0.0	90.8	9.2	-	-	73.4	0.0	26.6	-	-	-	-	-
Total %	3.7	38.5	-	42.2	0.0	34.8	3.5	-	38.3	14.3	0.0	5.2	-	19.5	-	0.0	-
PHF	0.875	0.856	-	0.861	0.000	0.886	0.870	-	0.885	0.883	0.000	0.865	-	0.897	-	0.000	0.944
Motorcycles	0	0	-	0	0	0	0	-	0	1	0	0	-	1	-	0	1
% Motorcycles	0.0	0.0	-	0.0	-	0.0	0.0	-	0.0	0.3	-	0.0	-	0.2	-	-	0.0
Cars	64	676	-	740	0	587	54	-	641	243	0	88	-	331	-	0	1712
% Cars	70.3	71.2	-	71.2	-	68.4	62.1	-	67.8	68.8	-	68.8	-	68.8	-	-	69.4
Light Goods Vehicles	25	239	-	264	0	252	22	-	274	100	0	38	-	138	-	0	676
% Light Goods Vehicles	27.5	25.2	-	25.4	-	29.4	25.3	-	29.0	28.3	-	29.7	-	28.7	-	-	27.4
Buses	1	9	-	10	0	6	0	-	6	1	0	1	-	2	-	0	18
% Buses	1.1	0.9	-	1.0	-	0.7	0.0	-	0.6	0.3	-	0.8	-	0.4	-	-	0.7
Single-Unit Trucks	0	8	-	8	0	9	0	-	9	7	0	0	-	7	-	0	24
% Single-Unit Trucks	0.0	0.8	-	0.8	-	1.0	0.0	-	1.0	2.0	-	0.0	-	1.5	-	-	1.0
Articulated Trucks	1	17	-	18	0	4	11	-	15	1	0	1	-	2	-	0	35
% Articulated Trucks	1.1	1.8	-	1.7	-	0.5	12.6	-	1.6	0.3	-	0.8	-	0.4	-	-	1.4
Bicycles on Road	0	0	-	0	0	0	0	-	0	0	0	0	-	0	-	0	0
% Bicycles on Road	0.0	0.0	-	0.0	-	0.0	0.0	-	0.0	0.0	-	0.0	-	0.0	-	-	0.0
Bicycles on Crosswalk	-	-	0	-	-	-	-	0	-	-	-	-	0	-	0	-	-
% Bicycles on Crosswalk	-	-	-	-	-	-	-	-	-	-	-	-	-	-	0.0	-	-
Pedestrians	-	-	0	-	-	-	-	0	-	-	-	-	0	-	5	-	-
% Pedestrians	-	-	-	-	-	-	-	-	-	-	-	-	-	-	100.0	-	-



Robert Peccia & Associates
3147 Saddle Drive

Helena, Montana, United States 59601
406-447-5000 srandall@rpa-hln.com

Count Name: I-15 NB Ramps
TMC
Site Code: 02
Start Date: 10/05/2017
Page No: 8

Turning Movement Peak Hour Data (4:45 PM)

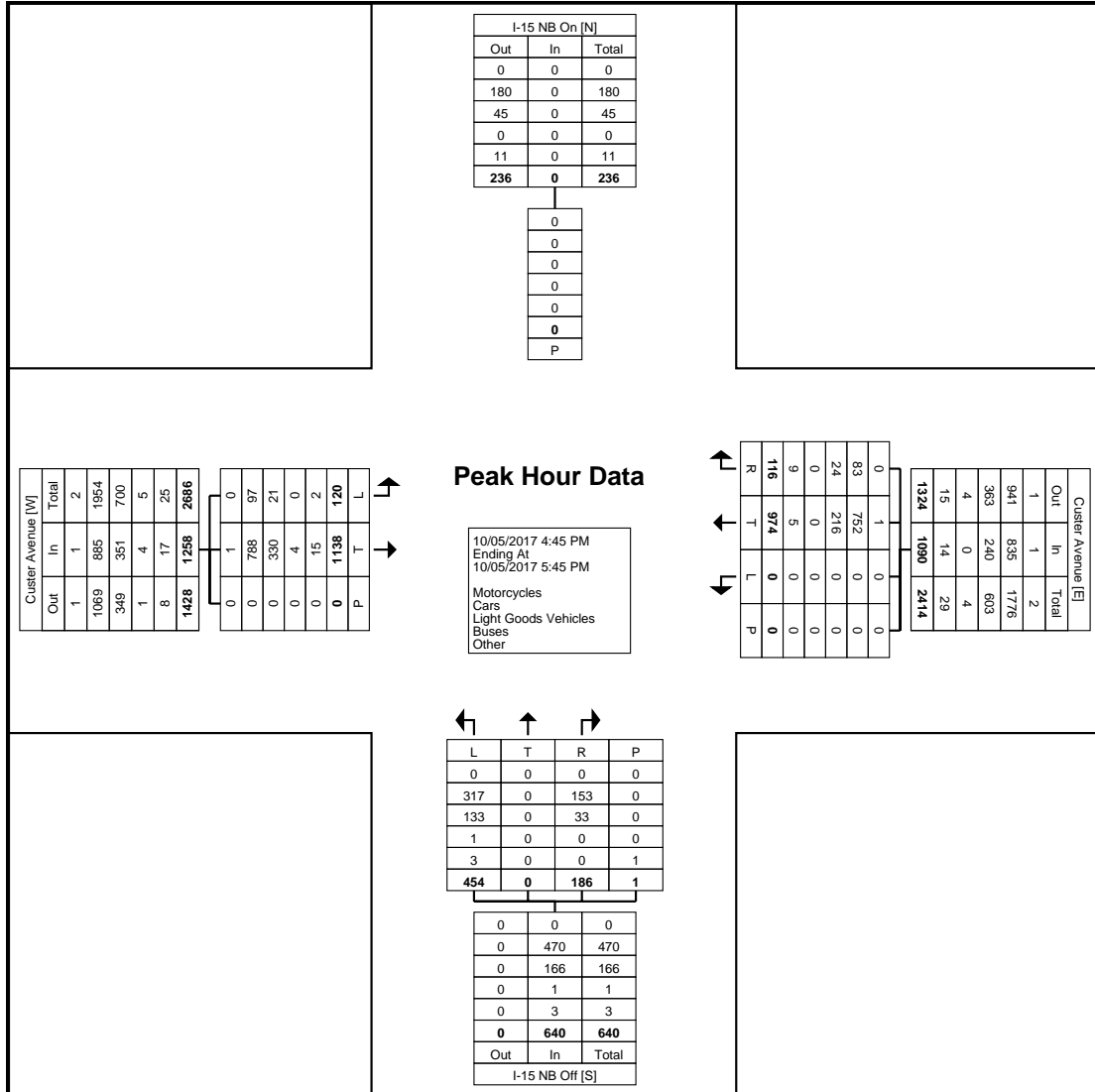
Start Time	Custer Avenue Eastbound				Custer Avenue Westbound					I-15 NB Off Northbound					I-15 NB On Southbound		Int. Total
	Left	Thru	Peds	App. Total	Left	Thru	Right	Peds	App. Total	Left	Thru	Right	Peds	App. Total	Peds	App. Total	
4:45 PM	32	261	0	293	0	249	32	0	281	93	0	34	0	127	0	0	701
5:00 PM	25	305	0	330	0	241	24	0	265	126	0	45	0	171	0	0	766
5:15 PM	34	301	0	335	0	233	23	0	256	121	0	61	0	182	0	0	773
5:30 PM	29	271	0	300	0	251	37	0	288	114	0	46	1	160	0	0	748
Total	120	1138	0	1258	0	974	116	0	1090	454	0	186	1	640	0	0	2988
Approach %	9.5	90.5	-	-	0.0	89.4	10.6	-	-	70.9	0.0	29.1	-	-	-	-	-
Total %	4.0	38.1	-	42.1	0.0	32.6	3.9	-	36.5	15.2	0.0	6.2	-	21.4	-	0.0	-
PHF	0.882	0.933	-	0.939	0.000	0.970	0.784	-	0.946	0.901	0.000	0.762	-	0.879	-	0.000	0.966
Motorcycles	0	1	-	1	0	1	0	-	1	0	0	0	-	0	-	0	2
% Motorcycles	0.0	0.1	-	0.1	-	0.1	0.0	-	0.1	0.0	-	0.0	-	0.0	-	0	0.1
Cars	97	788	-	885	0	752	83	-	835	317	0	153	-	470	-	0	2190
% Cars	80.8	69.2	-	70.3	-	77.2	71.6	-	76.6	69.8	-	82.3	-	73.4	-	-	73.3
Light Goods Vehicles	21	330	-	351	0	216	24	-	240	133	0	33	-	166	-	0	757
% Light Goods Vehicles	17.5	29.0	-	27.9	-	22.2	20.7	-	22.0	29.3	-	17.7	-	25.9	-	-	25.3
Buses	0	4	-	4	0	0	0	-	0	1	0	0	-	1	-	0	5
% Buses	0.0	0.4	-	0.3	-	0.0	0.0	-	0.0	0.2	-	0.0	-	0.2	-	-	0.2
Single-Unit Trucks	1	5	-	6	0	2	0	-	2	2	0	0	-	2	-	0	10
% Single-Unit Trucks	0.8	0.4	-	0.5	-	0.2	0.0	-	0.2	0.4	-	0.0	-	0.3	-	-	0.3
Articulated Trucks	1	9	-	10	0	3	9	-	12	1	0	0	-	1	-	0	23
% Articulated Trucks	0.8	0.8	-	0.8	-	0.3	7.8	-	1.1	0.2	-	0.0	-	0.2	-	-	0.8
Bicycles on Road	0	1	-	1	0	0	0	-	0	0	0	0	-	0	-	0	1
% Bicycles on Road	0.0	0.1	-	0.1	-	0.0	0.0	-	0.0	0.0	-	0.0	-	0.0	-	-	0.0
Bicycles on Crosswalk	-	-	0	-	-	-	-	0	-	-	-	-	0	-	0	-	-
% Bicycles on Crosswalk	-	-	-	-	-	-	-	-	-	-	-	-	0.0	-	-	-	-
Pedestrians	-	-	0	-	-	-	-	0	-	-	-	-	1	-	0	-	-
% Pedestrians	-	-	-	-	-	-	-	-	-	-	-	-	100.0	-	-	-	-



Robert Peccia & Associates
3147 Saddle Drive

Helena, Montana, United States 59601
406-447-5000 srandall@rpa-hln.com

Count Name: I-15 NB Ramps
TMC
Site Code: 02
Start Date: 10/05/2017
Page No: 9



Turning Movement Peak Hour Data Plot (4:45 PM)



Robert Peccia & Associates
3147 Saddle Drive

Helena, Montana, United States 59601
406-447-5000 rstrandall@rpa-hln.com

Count Name: Washington Street
TMC
Site Code: 01
Start Date: 10/05/2017
Page No: 1

Turning Movement Data

Start Time	Custer Avenue Eastbound					Custer Avenue Westbound					Washington Street Northbound					Washington Street Southbound					Int. Total
	Left	Thru	Right	Peds	App. Total	Left	Thru	Right	Peds	App. Total	Left	Thru	Right	Peds	App. Total	Left	Thru	Right	Peds	App. Total	
7:00 AM	10	61	12	0	83	64	109	13	0	186	10	10	11	0	31	14	11	9	0	34	334
7:15 AM	29	83	15	0	127	63	138	14	0	215	18	6	6	0	30	23	35	6	0	64	436
7:30 AM	22	68	14	0	104	116	189	19	0	324	18	9	19	0	46	14	40	13	0	67	541
7:45 AM	29	70	29	0	128	101	189	18	0	308	17	8	20	0	45	27	57	9	0	93	574
Hourly Total	90	282	70	0	442	344	625	64	0	1033	63	33	56	0	152	78	143	37	0	258	1885
8:00 AM	26	82	18	0	126	73	149	20	0	242	30	9	26	0	65	13	28	2	0	43	476
8:15 AM	35	74	23	0	132	42	119	24	0	185	21	16	36	0	73	14	35	9	0	58	448
8:30 AM	24	53	11	0	88	47	127	16	0	190	36	8	17	0	61	16	25	9	0	50	389
8:45 AM	34	63	20	0	117	44	117	10	0	171	24	16	16	0	56	11	21	12	0	44	388
Hourly Total	119	272	72	0	463	206	512	70	0	788	111	49	95	0	255	54	109	32	0	195	1701
9:00 AM	34	44	19	0	97	30	86	11	0	127	37	21	20	0	78	8	19	4	0	31	333
9:15 AM	35	60	21	0	116	36	68	10	0	114	27	19	20	0	66	8	19	3	0	30	326
9:30 AM	35	49	29	0	113	27	91	8	0	126	45	23	20	0	88	9	22	9	0	40	367
9:45 AM	63	71	35	0	169	27	89	10	0	126	55	17	14	0	86	13	16	6	0	35	416
Hourly Total	167	224	104	0	495	120	334	39	0	493	164	80	74	0	318	38	76	22	0	136	1442
10:00 AM	45	65	28	0	138	24	74	16	0	114	47	16	23	0	86	18	14	10	0	42	380
10:15 AM	40	74	22	0	136	26	76	9	0	111	53	21	32	0	106	23	14	8	0	45	398
10:30 AM	41	69	24	0	134	24	90	12	0	126	41	17	15	0	73	17	13	9	0	39	372
10:45 AM	40	60	38	0	138	36	92	15	0	143	69	27	23	0	119	17	24	5	0	46	446
Hourly Total	166	268	112	0	546	110	332	52	0	494	210	81	93	0	384	75	65	32	0	172	1596
11:00 AM	45	81	29	3	155	20	82	12	0	114	63	28	23	0	114	22	32	12	0	66	449
11:15 AM	65	89	29	0	183	26	109	12	0	147	79	23	21	0	123	26	24	5	0	55	508
11:30 AM	54	74	37	0	165	36	94	10	0	140	77	33	30	0	140	17	14	8	0	39	484
11:45 AM	47	82	28	0	157	35	85	9	0	129	78	37	31	0	146	18	22	5	0	45	477
Hourly Total	211	326	123	3	660	117	370	43	0	530	297	121	105	0	523	83	92	30	0	205	1918
12:00 PM	55	89	35	0	179	24	91	10	0	125	82	42	28	0	152	13	18	11	0	42	498
12:15 PM	49	104	41	0	194	25	89	11	0	125	88	32	33	0	153	21	16	9	0	46	518
12:30 PM	54	90	41	0	185	25	98	12	0	135	91	33	37	0	161	16	20	7	0	43	524
12:45 PM	58	111	44	0	213	28	98	19	0	145	83	20	35	0	138	29	34	7	0	70	566
Hourly Total	216	394	161	0	771	102	376	52	0	530	344	127	133	0	604	79	88	34	0	201	2106
1:00 PM	45	125	35	0	205	32	84	16	0	132	88	29	32	0	149	14	20	5	0	39	525
1:15 PM	63	103	39	0	205	30	106	16	1	152	85	31	26	0	142	14	12	6	1	32	531
1:30 PM	46	108	44	0	198	26	85	17	0	128	67	33	26	0	126	22	20	4	0	46	498
1:45 PM	46	129	45	0	220	30	102	9	0	141	74	24	40	1	138	17	26	7	0	50	549
Hourly Total	200	465	163	0	828	118	377	58	1	553	314	117	124	1	555	67	78	22	1	167	2103
2:00 PM	54	110	45	0	209	35	98	13	0	146	69	29	29	0	127	20	26	5	0	51	533
2:15 PM	58	102	32	0	192	31	103	12	1	146	81	34	40	0	155	25	17	9	1	51	544
2:30 PM	54	104	47	0	205	27	89	10	0	126	62	40	42	0	144	21	23	13	0	57	532
2:45 PM	55	135	27	0	217	40	93	12	0	145	78	30	45	0	153	35	20	6	0	61	576
Hourly Total	221	451	151	0	823	133	383	47	1	563	290	133	156	0	579	101	86	33	1	220	2185
3:00 PM	49	124	32	1	205	22	89	18	0	129	89	34	45	0	168	20	17	6	0	43	545
3:15 PM	66	109	30	0	205	40	124	15	0	179	75	32	37	0	144	34	21	8	0	63	591
3:30 PM	78	130	27	0	235	26	120	20	0	166	101	37	56	0	194	32	24	8	0	64	659
3:45 PM	79	131	34	0	244	31	84	14	0	129	83	38	46	0	167	31	18	6	0	55	595
Hourly Total	272	494	123	1	889	119	417	67	0	603	348	141	184	0	673	117	80	28	0	225	2390
4:00 PM	80	147	36	0	263	38	97	18	0	153	94	45	63	1	202	43	21	11	0	75	693
4:15 PM	65	144	48	0	257	20	107	17	0	144	100	64	62	0	226	30	24	13	0	67	694
4:30 PM	70	152	24	0	246	46	138	24	0	208	122	56	53	0	231	32	18	8	0	58	743
4:45 PM	82	146	38	0	266	39	116	15	0	170	96	55	57	0	208	27	19	5	0	51	695
Hourly Total	297	589	146	0	1032	143	458	74	0	675	412	220	235	1	867	132	82	37	0	251	2825
5:00 PM	78	176	34	0	288	36	121	23	0	180	118	65	81	0	264	44	25	10	0	79	811
5:15 PM	97	202	36	0	335	27	96	20	0	143	109	66	58	0	233	40	18	11	0	69	780
5:30 PM	106	166	27	0	299	30	110	25	0	165	98	58	63	0	219	48	19	12	0	79	762
5:45 PM	92	137	32	2	261	25	106	24	0	155	70	32	48	0	150	44	14	10	0	68	634
Hourly Total	373	681	129	2	1183	118	433	92	0	643	395	221	250	0	866	176	76	43	0	295	2987
6:00 PM	61	122	27	0	210	19	92	17	0	128	63	34	55	2	152	32	17	6	0	55	545
6:15 PM	54	140	22	0	216	25	79	14	0	118	62	34	46	0	142	31	13	5	0	49	525
6:30 PM	47	114	21	0	182	15	72	14	2	101	71	28	46	0	145	37	16	10	0	63	491
6:45 PM	46	89	26	0	161	20	87	13	0	120	60	18	28	0	106	34	9	4	0	47	434
Hourly Total	208	465	96	0	769	79	330	58	2	467	256	114	175	2	545	134	55	25	0	214	1995
Grand Total	2540	4911	1450	6	8901	1709	4947	716	4	7372	3204	1437	1680	4	6321	1134	1030	375	2	2539	25133
Approach %	28.5	55.2	16.3	-	-	23.2	67.1	9.7	-	-	50.7	22.7	26.6	-	-	44.7	40.6	14.8	-	-	-

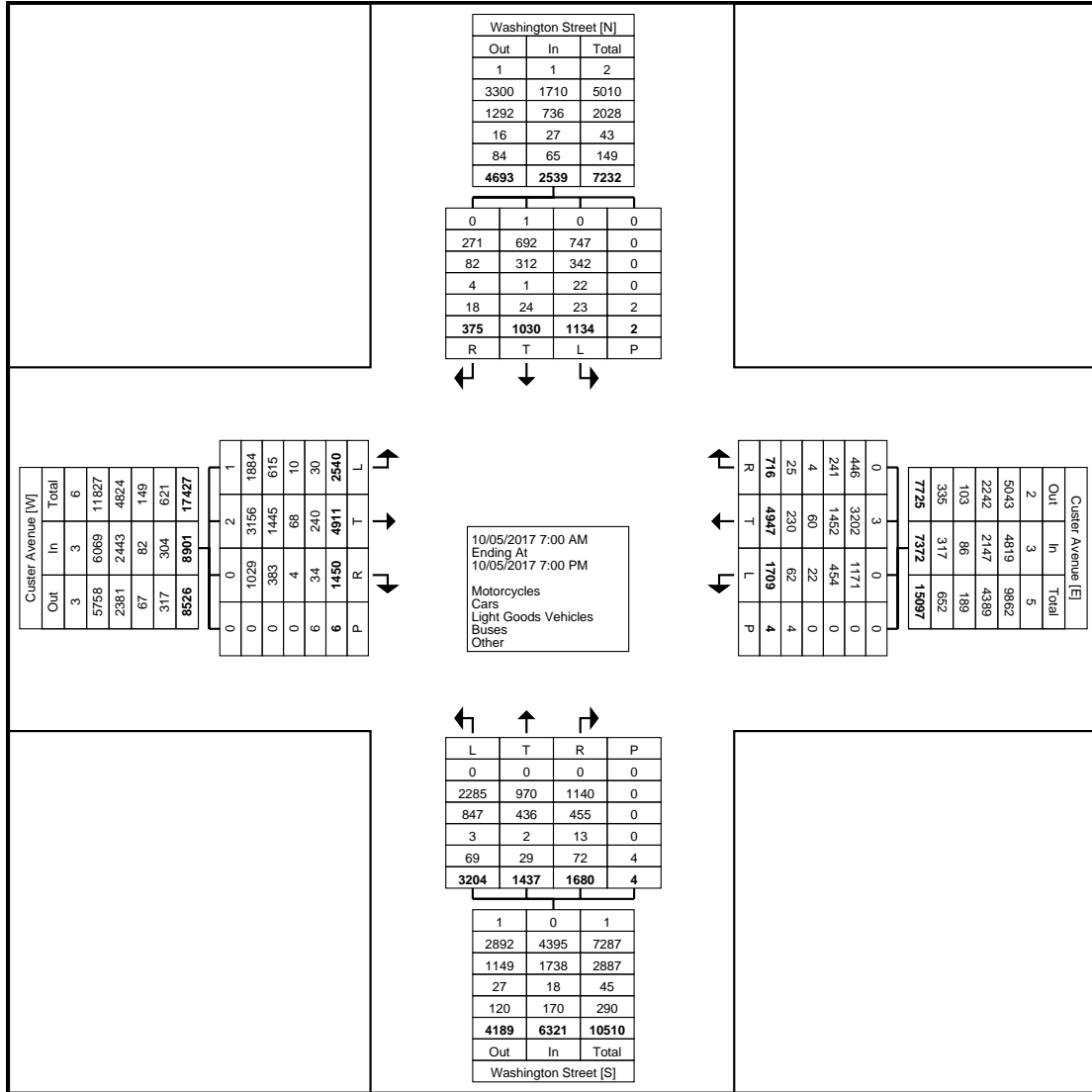
Total %	10.1	19.5	5.8	-	35.4	6.8	19.7	2.8	-	29.3	12.7	5.7	6.7	-	25.2	4.5	4.1	1.5	-	10.1	-
Motorcycles	1	2	0	-	3	0	3	0	-	3	0	0	0	-	0	0	1	0	-	1	7
% Motorcycles	0.0	0.0	0.0	-	0.0	0.0	0.1	0.0	-	0.0	0.0	0.0	-	0.0	0.0	0.1	0.0	-	0.0	0.0	0.0
Cars	1884	3156	1029	-	6069	1171	3202	446	-	4819	2285	970	1140	-	4395	747	692	271	-	1710	16993
% Cars	74.2	64.3	71.0	-	68.2	68.5	64.7	62.3	-	65.4	71.3	67.5	67.9	-	69.5	65.9	67.2	72.3	-	67.3	67.6
Light Goods Vehicles	615	1445	383	-	2443	454	1452	241	-	2147	847	436	455	-	1738	342	312	82	-	736	7064
% Light Goods Vehicles	24.2	29.4	26.4	-	27.4	26.6	29.4	33.7	-	29.1	26.4	30.3	27.1	-	27.5	30.2	30.3	21.9	-	29.0	28.1
Buses	10	68	4	-	82	22	60	4	-	86	3	2	13	-	18	22	1	4	-	27	213
% Buses	0.4	1.4	0.3	-	0.9	1.3	1.2	0.6	-	1.2	0.1	0.1	0.8	-	0.3	1.9	0.1	1.1	-	1.1	0.8
Single-Unit Trucks	24	107	27	-	158	54	99	21	-	174	44	24	60	-	128	18	18	16	-	52	512
% Single-Unit Trucks	0.9	2.2	1.9	-	1.8	3.2	2.0	2.9	-	2.4	1.4	1.7	3.6	-	2.0	1.6	1.7	4.3	-	2.0	2.0
Articulated Trucks	6	131	7	-	144	8	130	4	-	142	25	4	12	-	41	5	5	2	-	12	339
% Articulated Trucks	0.2	2.7	0.5	-	1.6	0.5	2.6	0.6	-	1.9	0.8	0.3	0.7	-	0.6	0.4	0.5	0.5	-	0.5	1.3
Bicycles on Road	0	2	0	-	2	0	1	0	-	1	0	1	0	-	1	0	1	0	-	1	5
% Bicycles on Road	0.0	0.0	0.0	-	0.0	0.0	0.0	0.0	-	0.0	0.0	0.1	0.0	-	0.0	0.0	0.1	0.0	-	0.0	0.0
Bicycles on Crosswalk	-	-	-	0	-	-	-	-	0	-	-	-	-	1	-	-	-	-	0	-	-
% Bicycles on Crosswalk	-	-	-	0.0	-	-	-	-	0.0	-	-	-	-	25.0	-	-	-	-	0.0	-	-
Pedestrians	-	-	-	6	-	-	-	-	4	-	-	-	-	3	-	-	-	-	2	-	-
% Pedestrians	-	-	-	100.0	-	-	-	-	100.0	-	-	-	-	75.0	-	-	-	-	100.0	-	-



Robert Peccia & Associates
3147 Saddle Drive

Helena, Montana, United States 59601
406-447-5000 srandall@rpa-hln.com

Count Name: Washington Street
TMC
Site Code: 01
Start Date: 10/05/2017
Page No: 3



Turning Movement Data Plot



Robert Peccia & Associates
3147 Saddle Drive

Helena, Montana, United States 59601
406-447-5000 srandall@rpa-hln.com

Count Name: Washington Street
TMC
Site Code: 01
Start Date: 10/05/2017
Page No: 4

Turning Movement Peak Hour Data (7:30 AM)

Start Time	Custer Avenue Eastbound					Custer Avenue Westbound					Washington Street Northbound					Washington Street Southbound					Int. Total
	Left	Thru	Right	Peds	App. Total	Left	Thru	Right	Peds	App. Total	Left	Thru	Right	Peds	App. Total	Left	Thru	Right	Peds	App. Total	
7:30 AM	22	68	14	0	104	116	189	19	0	324	18	9	19	0	46	14	40	13	0	67	541
7:45 AM	29	70	29	0	128	101	189	18	0	308	17	8	20	0	45	27	57	9	0	93	574
8:00 AM	26	82	18	0	126	73	149	20	0	242	30	9	26	0	65	13	28	2	0	43	476
8:15 AM	35	74	23	0	132	42	119	24	0	185	21	16	36	0	73	14	35	9	0	58	448
Total	112	294	84	0	490	332	646	81	0	1059	86	42	101	0	229	68	160	33	0	261	2039
Approach %	22.9	60.0	17.1	-	-	31.4	61.0	7.6	-	-	37.6	18.3	44.1	-	-	26.1	61.3	12.6	-	-	-
Total %	5.5	14.4	4.1	-	24.0	16.3	31.7	4.0	-	51.9	4.2	2.1	5.0	-	11.2	3.3	7.8	1.6	-	12.8	-
PHF	0.800	0.896	0.724	-	0.928	0.716	0.854	0.844	-	0.817	0.717	0.656	0.701	-	0.784	0.630	0.702	0.635	-	0.702	0.888
Motorcycles	0	0	0	-	0	0	0	0	-	0	0	0	0	-	0	0	0	0	-	0	0
% Motorcycles	0.0	0.0	0.0	-	0.0	0.0	0.0	0.0	-	0.0	0.0	0.0	0.0	-	0.0	0.0	0.0	0.0	-	0.0	0.0
Cars	89	187	55	-	331	227	438	51	-	716	49	27	60	-	136	42	113	25	-	180	1363
% Cars	79.5	63.6	65.5	-	67.6	68.4	67.8	63.0	-	67.6	57.0	64.3	59.4	-	59.4	61.8	70.6	75.8	-	69.0	66.8
Light Goods Vehicles	16	76	25	-	117	98	186	27	-	311	30	12	29	-	71	20	44	7	-	71	570
% Light Goods Vehicles	14.3	25.9	29.8	-	23.9	29.5	28.8	33.3	-	29.4	34.9	28.6	28.7	-	31.0	29.4	27.5	21.2	-	27.2	28.0
Buses	1	18	0	-	19	6	5	0	-	11	0	0	6	-	6	3	1	0	-	4	40
% Buses	0.9	6.1	0.0	-	3.9	1.8	0.8	0.0	-	1.0	0.0	0.0	5.9	-	2.6	4.4	0.6	0.0	-	1.5	2.0
Single-Unit Trucks	4	7	4	-	15	1	10	3	-	14	7	3	4	-	14	2	2	1	-	5	48
% Single-Unit Trucks	3.6	2.4	4.8	-	3.1	0.3	1.5	3.7	-	1.3	8.1	7.1	4.0	-	6.1	2.9	1.3	3.0	-	1.9	2.4
Articulated Trucks	2	6	0	-	8	0	6	0	-	6	0	0	2	-	2	1	0	0	-	1	17
% Articulated Trucks	1.8	2.0	0.0	-	1.6	0.0	0.9	0.0	-	0.6	0.0	0.0	2.0	-	0.9	1.5	0.0	0.0	-	0.4	0.8
Bicycles on Road	0	0	0	-	0	0	1	0	-	1	0	0	0	-	0	0	0	0	-	0	1
% Bicycles on Road	0.0	0.0	0.0	-	0.0	0.0	0.2	0.0	-	0.1	0.0	0.0	0.0	-	0.0	0.0	0.0	0.0	-	0.0	0.0
Bicycles on Crosswalk	-	-	-	0	-	-	-	-	0	-	-	-	-	0	-	-	-	-	0	-	-
% Bicycles on Crosswalk	-	-	-	-	-	-	-	-	-	-	-	-	-	-	-	-	-	-	-	-	-
Pedestrians	-	-	-	0	-	-	-	-	0	-	-	-	-	0	-	-	-	-	0	-	-
% Pedestrians	-	-	-	-	-	-	-	-	-	-	-	-	-	-	-	-	-	-	-	-	-



Robert Peccia & Associates
3147 Saddle Drive

Helena, Montana, United States 59601
406-447-5000 srandall@rpa-hln.com

Count Name: Washington Street
TMC
Site Code: 01
Start Date: 10/05/2017
Page No: 6

Turning Movement Peak Hour Data (3:00 PM)

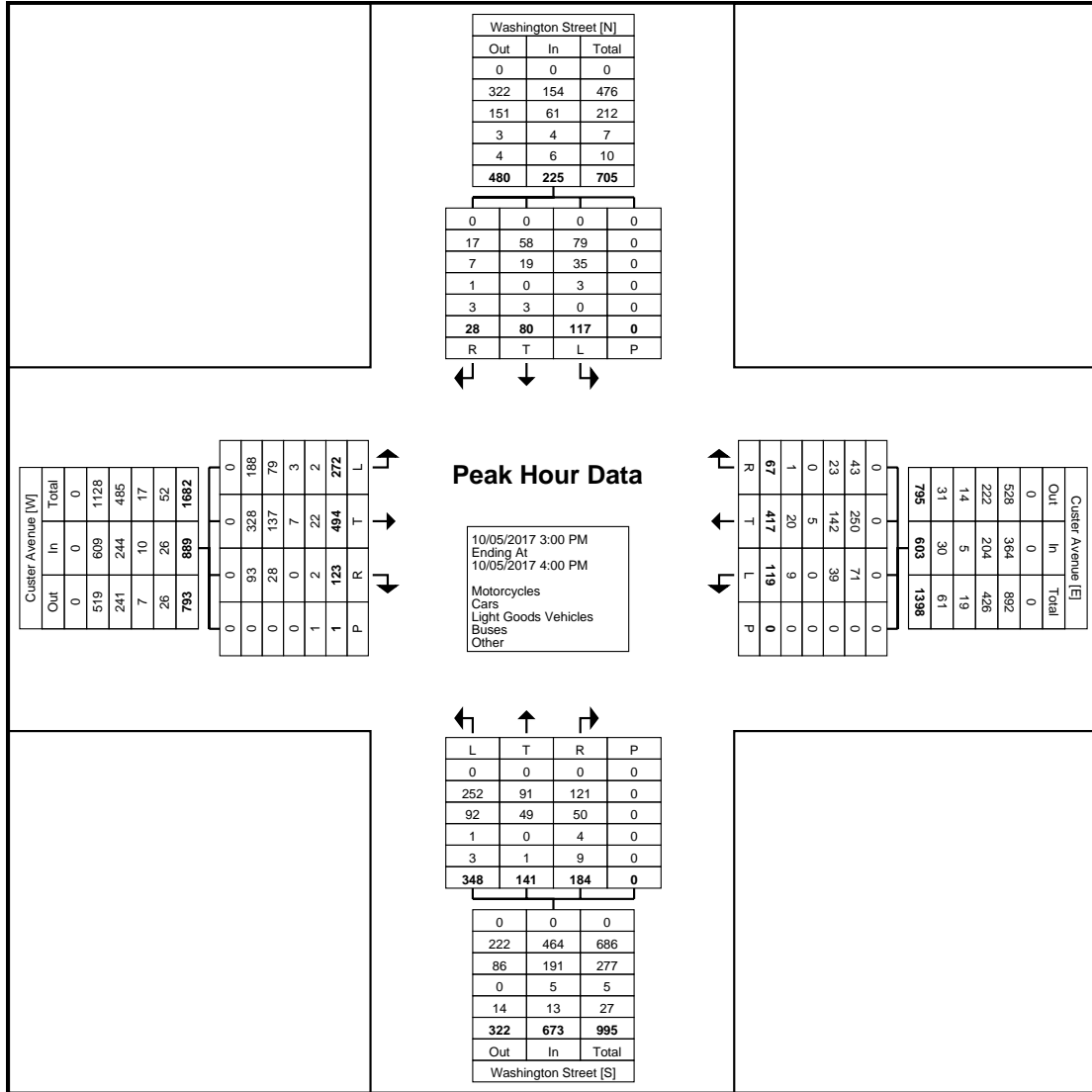
Start Time	Custer Avenue Eastbound					Custer Avenue Westbound					Washington Street Northbound					Washington Street Southbound					Int. Total
	Left	Thru	Right	Peds	App. Total	Left	Thru	Right	Peds	App. Total	Left	Thru	Right	Peds	App. Total	Left	Thru	Right	Peds	App. Total	
3:00 PM	49	124	32	1	205	22	89	18	0	129	89	34	45	0	168	20	17	6	0	43	545
3:15 PM	66	109	30	0	205	40	124	15	0	179	75	32	37	0	144	34	21	8	0	63	591
3:30 PM	78	130	27	0	235	26	120	20	0	166	101	37	56	0	194	32	24	8	0	64	659
3:45 PM	79	131	34	0	244	31	84	14	0	129	83	38	46	0	167	31	18	6	0	55	595
Total	272	494	123	1	889	119	417	67	0	603	348	141	184	0	673	117	80	28	0	225	2390
Approach %	30.6	55.6	13.8	-	-	19.7	69.2	11.1	-	-	51.7	21.0	27.3	-	-	52.0	35.6	12.4	-	-	-
Total %	11.4	20.7	5.1	-	37.2	5.0	17.4	2.8	-	25.2	14.6	5.9	7.7	-	28.2	4.9	3.3	1.2	-	9.4	-
PHF	0.861	0.943	0.904	-	0.911	0.744	0.841	0.838	-	0.842	0.861	0.928	0.821	-	0.867	0.860	0.833	0.875	-	0.879	0.907
Motorcycles	0	0	0	-	0	0	0	0	-	0	0	0	0	-	0	0	0	0	-	0	0
% Motorcycles	0.0	0.0	0.0	-	0.0	0.0	0.0	0.0	-	0.0	0.0	0.0	0.0	-	0.0	0.0	0.0	0.0	-	0.0	0.0
Cars	188	328	93	-	609	71	250	43	-	364	252	91	121	-	464	79	58	17	-	154	1591
% Cars	69.1	66.4	75.6	-	68.5	59.7	60.0	64.2	-	60.4	72.4	64.5	65.8	-	68.9	67.5	72.5	60.7	-	68.4	66.6
Light Goods Vehicles	79	137	28	-	244	39	142	23	-	204	92	49	50	-	191	35	19	7	-	61	700
% Light Goods Vehicles	29.0	27.7	22.8	-	27.4	32.8	34.1	34.3	-	33.8	26.4	34.8	27.2	-	28.4	29.9	23.8	25.0	-	27.1	29.3
Buses	3	7	0	-	10	0	5	0	-	5	1	0	4	-	5	3	0	1	-	4	24
% Buses	1.1	1.4	0.0	-	1.1	0.0	1.2	0.0	-	0.8	0.3	0.0	2.2	-	0.7	2.6	0.0	3.6	-	1.8	1.0
Single-Unit Trucks	2	6	1	-	9	9	7	1	-	17	1	1	8	-	10	0	3	3	-	6	42
% Single-Unit Trucks	0.7	1.2	0.8	-	1.0	7.6	1.7	1.5	-	2.8	0.3	0.7	4.3	-	1.5	0.0	3.8	10.7	-	2.7	1.8
Articulated Trucks	0	16	1	-	17	0	13	0	-	13	2	0	1	-	3	0	0	0	-	0	33
% Articulated Trucks	0.0	3.2	0.8	-	1.9	0.0	3.1	0.0	-	2.2	0.6	0.0	0.5	-	0.4	0.0	0.0	0.0	-	0.0	1.4
Bicycles on Road	0	0	0	-	0	0	0	0	-	0	0	0	0	-	0	0	0	0	-	0	0
% Bicycles on Road	0.0	0.0	0.0	-	0.0	0.0	0.0	0.0	-	0.0	0.0	0.0	0.0	-	0.0	0.0	0.0	0.0	-	0.0	0.0
Bicycles on Crosswalk	-	-	-	0	-	-	-	-	0	-	-	-	-	0	-	-	-	-	0	-	-
% Bicycles on Crosswalk	-	-	-	0.0	-	-	-	-	-	-	-	-	-	-	-	-	-	-	-	-	-
Pedestrians	-	-	-	1	-	-	-	-	0	-	-	-	-	0	-	-	-	-	0	-	-
% Pedestrians	-	-	-	100.0	-	-	-	-	-	-	-	-	-	-	-	-	-	-	-	-	-



Robert Peccia & Associates
3147 Saddle Drive

Helena, Montana, United States 59601
406-447-5000 rrandall@rpa-hln.com

Count Name: Washington Street
TMC
Site Code: 01
Start Date: 10/05/2017
Page No: 7



Turning Movement Peak Hour Data Plot (3:00 PM)



Robert Peccia & Associates
3147 Saddle Drive

Helena, Montana, United States 59601
406-447-5000 srandall@rpa-hln.com

Count Name: Washington Street
TMC
Site Code: 01
Start Date: 10/05/2017
Page No: 8

Turning Movement Peak Hour Data (4:45 PM)

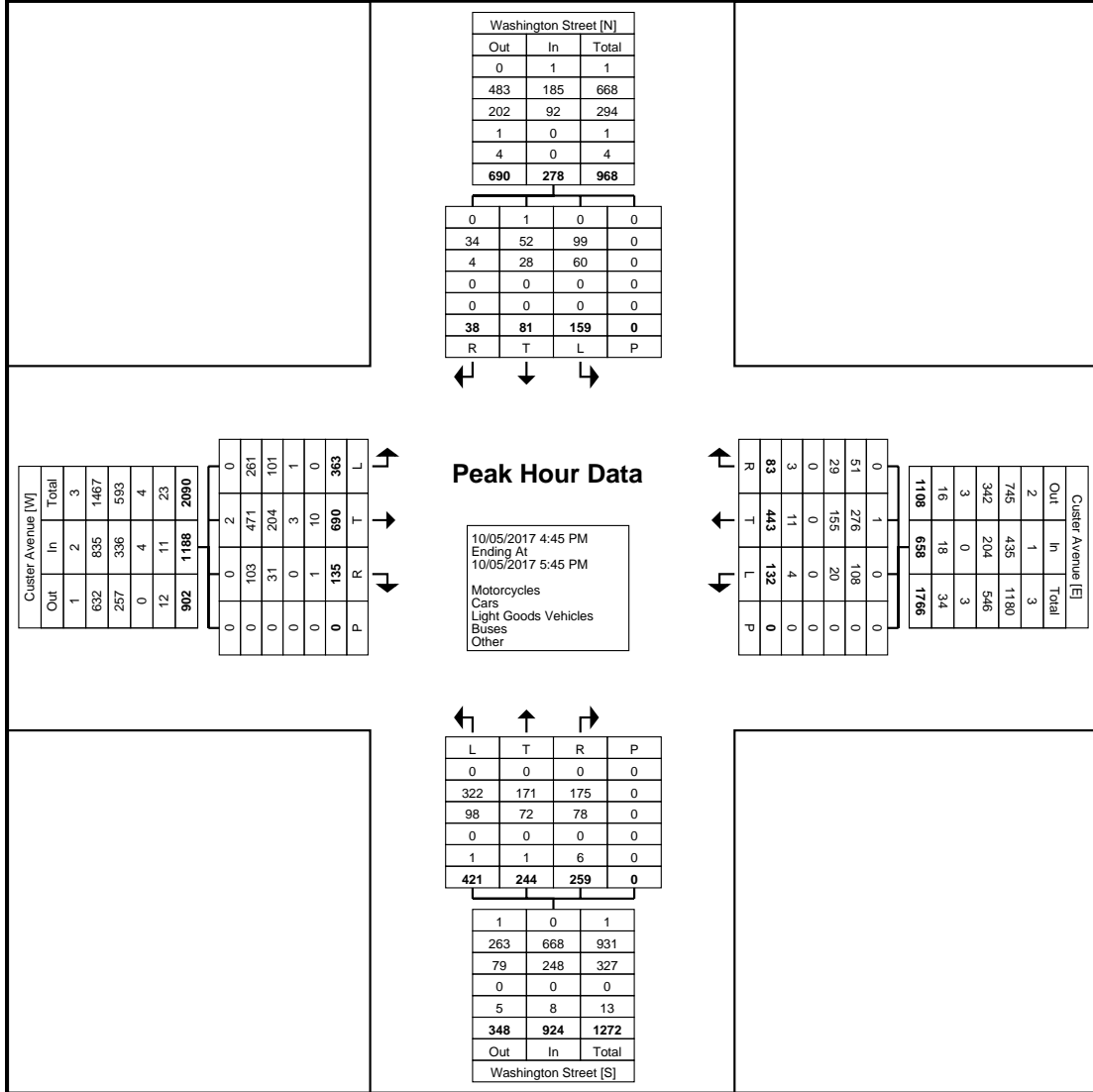
Start Time	Custer Avenue Eastbound					Custer Avenue Westbound					Washington Street Northbound					Washington Street Southbound					Int. Total
	Left	Thru	Right	Peds	App. Total	Left	Thru	Right	Peds	App. Total	Left	Thru	Right	Peds	App. Total	Left	Thru	Right	Peds	App. Total	
4:45 PM	82	146	38	0	266	39	116	15	0	170	96	55	57	0	208	27	19	5	0	51	695
5:00 PM	78	176	34	0	288	36	121	23	0	180	118	65	81	0	264	44	25	10	0	79	811
5:15 PM	97	202	36	0	335	27	96	20	0	143	109	66	58	0	233	40	18	11	0	69	780
5:30 PM	106	166	27	0	299	30	110	25	0	165	98	58	63	0	219	48	19	12	0	79	762
Total	363	690	135	0	1188	132	443	83	0	658	421	244	259	0	924	159	81	38	0	278	3048
Approach %	30.6	58.1	11.4	-	-	20.1	67.3	12.6	-	-	45.6	26.4	28.0	-	-	57.2	29.1	13.7	-	-	-
Total %	11.9	22.6	4.4	-	39.0	4.3	14.5	2.7	-	21.6	13.8	8.0	8.5	-	30.3	5.2	2.7	1.2	-	9.1	-
PHF	0.856	0.854	0.888	-	0.887	0.846	0.915	0.830	-	0.914	0.892	0.924	0.799	-	0.875	0.828	0.810	0.792	-	0.880	0.940
Motorcycles	0	2	0	-	2	0	1	0	-	1	0	0	0	-	0	0	1	0	-	1	4
% Motorcycles	0.0	0.3	0.0	-	0.2	0.0	0.2	0.0	-	0.2	0.0	0.0	0.0	-	0.0	0.0	1.2	0.0	-	0.4	0.1
Cars	261	471	103	-	835	108	276	51	-	435	322	171	175	-	668	99	52	34	-	185	2123
% Cars	71.9	68.3	76.3	-	70.3	81.8	62.3	61.4	-	66.1	76.5	70.1	67.6	-	72.3	62.3	64.2	89.5	-	66.5	69.7
Light Goods Vehicles	101	204	31	-	336	20	155	29	-	204	98	72	78	-	248	60	28	4	-	92	880
% Light Goods Vehicles	27.8	29.6	23.0	-	28.3	15.2	35.0	34.9	-	31.0	23.3	29.5	30.1	-	26.8	37.7	34.6	10.5	-	33.1	28.9
Buses	1	3	0	-	4	0	0	0	-	0	0	0	0	-	0	0	0	0	-	0	4
% Buses	0.3	0.4	0.0	-	0.3	0.0	0.0	0.0	-	0.0	0.0	0.0	0.0	-	0.0	0.0	0.0	0.0	-	0.0	0.1
Single-Unit Trucks	0	0	1	-	1	3	2	2	-	7	1	1	6	-	8	0	0	0	-	0	16
% Single-Unit Trucks	0.0	0.0	0.7	-	0.1	2.3	0.5	2.4	-	1.1	0.2	0.4	2.3	-	0.9	0.0	0.0	0.0	-	0.0	0.5
Articulated Trucks	0	9	0	-	9	1	9	1	-	11	0	0	0	-	0	0	0	0	-	0	20
% Articulated Trucks	0.0	1.3	0.0	-	0.8	0.8	2.0	1.2	-	1.7	0.0	0.0	0.0	-	0.0	0.0	0.0	0.0	-	0.0	0.7
Bicycles on Road	0	1	0	-	1	0	0	0	-	0	0	0	0	-	0	0	0	0	-	0	1
% Bicycles on Road	0.0	0.1	0.0	-	0.1	0.0	0.0	0.0	-	0.0	0.0	0.0	0.0	-	0.0	0.0	0.0	0.0	-	0.0	0.0
Bicycles on Crosswalk	-	-	-	0	-	-	-	-	0	-	-	-	-	0	-	-	-	-	0	-	-
% Bicycles on Crosswalk	-	-	-	-	-	-	-	-	-	-	-	-	-	-	-	-	-	-	-	-	-
Pedestrians	-	-	-	0	-	-	-	-	0	-	-	-	-	0	-	-	-	-	0	-	-
% Pedestrians	-	-	-	-	-	-	-	-	-	-	-	-	-	-	-	-	-	-	-	-	-



Robert Peccia & Associates
3147 Saddle Drive

Helena, Montana, United States 59601
406-447-5000 rrandall@rpa-hln.com

Count Name: Washington Street
TMC
Site Code: 01
Start Date: 10/05/2017
Page No: 9



Turning Movement Peak Hour Data Plot (4:45 PM)

Custer Travel Time
EB AM

Run	Clock Time of Start	Travel Time (sec)										Total
		Green Meadow	Benton	Cooney	McHugh	Villard	Montana	Sanders	I-15 SB	I-15 NB	Washington	
1	7:24	49	30	43	34	25	104	27	9	14	23	358
2	7:41	37	25	29	102	31	48	57	12	15	103	459
3	8:02	104	28	153	111	29	51	71	9	13	91	660
4	7:14	72	28	20	25	23	31	48	9	15	36	307
5	7:25	75	30	31	47	26	96	49	33	15	23	425
6	7:42	82	27	23	33	28	33	29	12	17	104	388
7	7:58	37	27	22	83	31	27	53	11	18	96	405
8	8:14	110	29	40	116	28	85	44	12	27	38	529
9	8:31	37	24	23	85	25	33	26	9	14	61	337
Average		67.0	27.6	42.7	70.7	27.3	56.4	44.9	12.9	16.4	63.9	429.8
StdDev		28.6	2.1	42.2	36.1	2.8	30.3	15.2	7.7	4.2	34.8	108.9

Custer Travel Time
EB School

Run	Clock Time of Start	Travel Time (sec)										Total
		Green Meadow	Benton	Cooney	McHugh	Villard	Montana	Sanders	I-15 SB	I-15 NB	Washington	
1	2:24	75	35	40	41	30	31	71	12	25	26	386
2	2:40	63	60	23	26	20	110	73	12	30	29	446
3	2:58	40	36	29	34	23	38	76	13	25	26	340
4	3:12	52	44	25	122	27	69	71	13	30	25	478
5	3:30	83	115	80	86	30	64	99	36	30	79	702
6	3:50	66	28	30	39	34	111	95	12	15	23	453
Average		63.2	53.0	37.8	58.0	27.3	70.5	80.8	16.3	25.8	34.7	467.5
StdDev		15.5	32.3	21.5	37.8	5.1	34.2	12.7	9.6	5.8	21.8	125.4

Custer Travel Time
EB PM

Run	Clock Time of Start	Travel Time (sec)										
		Green Meadow	Benton	Cooney	McHugh	Villard	Montana	Sanders	I-15 SB	I-15 NB	Washington	Total
1	2:52	52	30	27	50	33	116	99	12	13	20	452
2	3:12	78	29	38	41	26	30	58	12	43	26	381
3	3:30	39	103	97	89	30	128	61	13	34	28	622
4	3:50	71	35	43	41	38	80	80	12	24	28	452
5	4:09	55	35	59	105	30	31	104	13	19	25	476
6	4:26	37	30	26	30	27	121	75	14	16	40	416
7	4:43	37	25	23	30	26	35	82	11	14	26	309
8	4:59	40	25	23	31	30	116	105	13	13	27	423
9	5:18	58	28	48	124	28	31	99	13	17	24	470
10	5:40	41	50	37	36	29	129	106	12	15	23	478
Average		50.8	39.0	42.1	57.7	29.7	81.7	86.9	12.5	20.8	26.7	447.9
StdDev		14.7	23.6	22.6	34.9	3.6	45.1	18.2	0.8	10.1	5.3	80.2

**Custer Travel Time
WB AM**

Run	Clock Time of Start	Travel Time (sec)										Total
		I-15 NB	I-15 SB	Sanders	Montana	Villard	McHugh	Cooney	Benton	Green Meadow	Henderson	
1	7:18	23	16	9	46	33	25	26	40	27	35	280
2	7:30	22	15	11	131	31	44	38	24	29	39	384
3	7:51	51	20	12	117	82	164	36	23	26	34	565
4	7:07	26	20	13	46	30	41	36	29	29	34	304
5	7:19	31	116	19	34	24	28	26	20	24	37	359
6	7:33	39	18	9	107	29	23	32	23	26	36	342
7	7:48	53	62	35	69	41	64	32	29	28	35	448
8	8:06	48	19	11	42	36	44	34	24	68	45	371
9	8:25	21	14	8	29	38	73	53	29	38	36	339
Average		34.9	33.3	14.1	69.0	38.2	56.2	34.8	26.8	32.8	36.8	376.9
StdDev		13.1	34.4	8.5	39.1	17.2	43.8	8.0	5.9	13.8	3.5	85.3

Custer Travel Time
WB School

Run	Clock Time of Start	Travel Time (sec)										Total
		I-15 NB	I-15 SB	Sanders	Montana	Villard	McHugh	Cooney	Benton	Green Meadow	Henderson	
1	2:16	27	36	49	37	31	29	28	41	26	35	339
2	2:32	27	18	70	43	29	58	31	38	34	43	391
3	2:49	30	18	85	40	33	43	31	22	47	39	388
4	3:05	26	46	50	29	32	48	37	23	25	32	348
5	3:23	23	43	62	29	27	77	33	25	28	39	386
6	3:43	25	71	47	33	60	32	33	22	27	29	379
Average		26.3	38.7	60.5	35.2	35.3	47.8	32.2	28.5	31.2	36.2	371.8
StdDev		2.3	19.9	14.9	5.8	12.3	17.8	3.0	8.6	8.4	5.2	22.5

**Custer Travel Time
WB PM**

Run	Clock Time of Start	Travel Time (sec)										Total
		I-15 NB	I-15 SB	Sanders	Montana	Villard	McHugh	Cooney	Benton	Green Meadow	Henderson	
1	2:39	27	92	85	164	33	61	40	24	64	46	636
2	3:00	28	47	44	167	56	140	42	23	26	35	608
3	3:20	34	19	78	52	35	90	38	28	99	41	514
4	3:41	32	45	25	61	34	97	34	25	25	37	415
5	3:59	28	23	21	177	32	46	33	23	27	34	444
6	4:10	24	42	52	32	31	78	29	25	29	37	379
7	4:36	26	16	70	23	32	29	44	24	25	32	321
8	4:51	25	18	82	43	36	55	30	22	25	39	375
9	5:09	24	16	89	35	61	247	28	26	35	36	597
10	5:27	25	16	58	167	152	76	67	52	45	36	694
11	5:50	25	34	41	167	35	91	31	32	29	39	524
Average		27.1	33.5	58.6	98.9	48.8	91.8	37.8	27.6	39.0	37.5	500.6
StdDev		3.3	23.0	24.1	67.3	35.7	59.4	11.1	8.5	23.2	3.8	129.1