

OCCUPANT PROTECTION **A.K.A.** SEAT BELTS AND CHILD SAFETY SEATS



**WHAT'S THE BIG DEAL ANYWAY?
CAN YOU MAKE A DIFFERENCE?
WHAT'S YOUR ROLE?**



Seems so simple and only takes seconds



- **THE
CONSTITUTION
OF THE STATE OF
MONTANA**

- **SECTION 28. RIGHTS OF THE CONVICTED.**
LAWS FOR THE PUNISHMENT OF CRIME SHALL BE FOUNDED ON THE PRINCIPLES OF PREVENTION AND REFORMATION. FULL RIGHTS ARE RESTORED BY TERMINATION OF STATE SUPERVISION FOR ANY OFFENSE AGAINST THE STATE.

What? You'll see in a couple of slides how this applies

SEAT BELTS AFTER 1964 - FRONT SEATS

SEAT BELTS AFTER 1968 - ALL SEATS

- **MCA 61-9-409. SEATBELTS REQUIRED IN VEHICLES MANUFACTURED AFTER 1964.**

(1) AN AUTOMOBILE THAT WAS MANUFACTURED OR ASSEMBLED AFTER JANUARY 1, 1965, AND ON OR BEFORE JANUARY 1, 1968, MUST BE EQUIPPED WITH SAFETY BELTS INSTALLED FOR USE IN THE LEFT FRONT AND RIGHT FRONT SEATS.

(2) A MOTOR VEHICLE MANUFACTURED AFTER JANUARY 1, 1968, MUST BE EQUIPPED AT EACH DESIGNATED SEATING POSITION WITH A SAFETY BELT SYSTEM REQUIRED FOR THAT SEATING POSITION BY THE STANDARDS OF THE UNITED STATES DEPARTMENT OF TRANSPORTATION AT THE TIME THAT THE VEHICLE WAS MANUFACTURED.

(3) THE SAFETY BELTS REQUIRED BY THIS SECTION MUST REMAIN INSTALLED AND IN GOOD WORKING CONDITION.

1964



1968



MONTANA'S SEAT BELT LAW



MCA 61-13-103. SEATBELT USE REQUIRED -&- EXCEPTIONS

- **(1) A DRIVER MAY NOT OPERATE A MOTOR VEHICLE UPON A HIGHWAY OF THE STATE OF MONTANA UNLESS EACH OCCUPANT OF A DESIGNATED SEATING POSITION IS WEARING A PROPERLY ADJUSTED AND FASTENED SEATBELT OR, IF 61-9-420 APPLIES, IS PROPERLY RESTRAINED IN A CHILD SAFETY RESTRAINT.**
- **(2) THE PROVISIONS OF THIS SECTION DO NOT APPLY TO:**
 - (A) AN OCCUPANT OF A MOTOR VEHICLE WHO POSSESSES A WRITTEN STATEMENT FROM A LICENSED PHYSICIAN, LICENSED PHYSICIAN ASSISTANT, OR ADVANCED PRACTICE REGISTERED NURSE, AS DEFINED IN 37-8-102, THAT THE OCCUPANT IS UNABLE TO WEAR A SEATBELT FOR MEDICAL REASONS;**
 - (B) AN OCCUPANT OF A MOTOR VEHICLE IN WHICH ALL SEATBELTS ARE BEING USED BY OTHER OCCUPANTS;**
 - (C) AN OPERATOR OF A MOTORCYCLE OR A MOTOR-DRIVEN CYCLE;**

Continued on next slide

1987

MONTANA'S SEAT BELT LAW



61-13-103 CONTINUED:

**(D) AN OCCUPANT OF A VEHICLE LICENSED AS SPECIAL MOBILE EQUIPMENT; OR
(E) AN OCCUPANT WHO MAKES FREQUENT STOPS WITH A MOTOR VEHICLE DURING OFFICIAL JOB DUTIES AND WHO MAY BE EXEMPTED BY THE DEPARTMENT.**

- **(3) THE DEPARTMENT MAY ADOPT RULES TO IMPLEMENT SUBSECTION (2)(E).**
- **(4) THE DEPARTMENT OR ITS AGENT MAY NOT REQUIRE A DRIVER WHO MAY BE IN VIOLATION OF THIS SECTION TO STOP EXCEPT:
 - (A) UPON REASONABLE CAUSE TO BELIEVE THAT THE DRIVER HAS VIOLATED ANOTHER TRAFFIC REGULATION OR THAT THE DRIVER'S VEHICLE IS UNSAFE OR NOT EQUIPPED AS REQUIRED BY LAW; OR**
 - (B) IF A PERSON IN THE VEHICLE WHO IS UNDER 6 YEARS OF AGE AND WEIGHS LESS THAN 60 POUNDS IS NOT PROPERLY RESTRAINED UNDER 61-9-420 OR THIS SECTION.****


FINE - \$20.00 – Citation Given to the driver

1987

EXEMPT VEHICLES



- **61-9-421. CERTAIN VEHICLES EXEMPT. SECTION 61-9-420 IS NOT APPLICABLE TO A VEHICLE THAT:**
 - (1) IS A MOTORBUS, SCHOOL BUS, TAXICAB, MOPED, QUADRICYCLE, OR MOTORCYCLE OR IS NOT REQUIRED TO BE EQUIPPED WITH SAFETY BELTS UNDER 49 CFR 571 AS IT READS ON JANUARY 1, 1984; OR**
 - (2) HAS A SEATING CAPACITY AS DESIGNATED BY THE MANUFACTURER OF TWO PERSONS AND THERE ARE TWO PERSONS 4 YEARS OF AGE OR OLDER IN THE VEHICLE.**



COMMERCIAL VEHICLES



- **§ 392.16: USE OF SEAT BELTS. FEDERAL MOTOR CARRIERS SAFETY REGULATIONS (FMCSAR)**
- **A COMMERCIAL MOTOR VEHICLE WHICH HAS A SEAT BELT ASSEMBLY INSTALLED AT THE DRIVER'S SEAT SHALL NOT BE DRIVEN UNLESS THE DRIVER HAS PROPERLY RESTRAINED HIMSELF/HERSELF WITH THE SEAT BELT ASSEMBLY.**
- **CITATION: (35 FR 10860, JULY 3, 1970, AS AMENDED AT 60 FR 38747, JULY 28, 1995)**
- **BY FEDERAL LAW, CMV DRIVERS MUST USE SAFETY BELTS.**
- **OFFICERS MAY CITE UNDER 61-13-103 (\$20)**

\$60.00 + 2 Points on Driving Record

TRIBAL ORDINANCES



CURRENTLY THERE ARE 2 MONTANA RESERVATIONS WITH LOCAL SEAT BELT POLICIES OR ORDINANCES

- **FORT PECK –TITLE 17, CHAPTER 1, SEC.131: CLASS B MISDEMEANOR, MAXIMUM \$100 FINE**

EVERY PERSON 16 YEARS OF AGE AND OLDER SHALL WEAR A PROPERLY ADJUSTED AND FASTENED SAFETY BELT, ALL PASSENGERS UNDER 16 ARE EITHER WEARING A SAFETY BELT OR SECURELY FASTENED IN AN APPROVED CHILD RESTRAINT SYSTEM

- **BLACKFEET –ORDINANCE 85 AND 85A: \$25 FINE**

EVERY PERSON SHALL WEAR A PROPERLY ADJUSTED AND FASTENED SAFETY BELT.

Only citable by Tribal Law Enforcement

TRUE OR FALSE

If a vehicle catches on fire or submerges, the safety belts will trap the occupants inside

- **FIRE OR SUBMERSION OCCURS IN LESS THAN ONE HALF OF 1% OF ALL CRASHES. IF YOU ARE BELTED AND UNHURT, YOU ARE MORE LIKELY TO REMAIN CONSCIOUS AND ALERT. THEREFORE, YOU ARE MORE LIKELY TO BE ABLE TO ESCAPE FROM THE VEHICLE. IF YOU ARE NOT WEARING THE SAFETY BELT, YOU ARE MORE LIKELY TO BECOME UNCONSCIOUS OR HURT BY STRIKING OTHER PARTS OF THE VEHICLE'S INTERIOR.**

FALSE

Wearing a safety belt is a personal decision that doesn't affect anyone else

- **NOT WEARING A SAFETY BELT CAN CERTAINLY AFFECT YOUR FAMILY AND LOVED ONES. IT CAN ALSO AFFECT OTHER MOTORISTS SINCE WEARING A SAFETY BELT CAN HELP YOU AVOID LOSING CONTROL OF YOUR VEHICLE IN A CRASH.

IT IS THE LAW!**

FALSE


NEWTON'S FIRST LAW

- **AN OBJECT IN MOTION TENDS TO STAY IN MOTION UNLESS ACTED UPON BY AN OUTSIDE FORCE**



- **MODERN SEAT BELTS**
- **PREVENT OCCUPANTS FROM BEING THROWN FROM VEHICLE OR INTO OTHER OCCUPANTS**
- **APPLY FORCE TO STRONG (RIGID) PARTS OF THE BODY IF WORN PROPERLY**
- **INCREASE STOPPING TIME ON THE BODY BY STRETCHING THE BELT**
- **PLACE OCCUPANT IN OPTIMAL PRE-CRASH POSITION**
- **AIRBAGS ALONE WILL NOT PROTECT OCCUPANTS, THEY ARE SUPPLEMENTAL TO SEAT BELTS**

**SEAT BELTS AND CHILD SAFETY
SEATS PREVENT INJURIES AND
DEATH BY
PRE-CRASH POSITIONING
OCCUPANTS TO WITHSTAND THE
FORCES AND
DYNAMICS IN A CRASH**



**REMEMBER THE CONSTITUTION-WHICH IS FOUNDED ON PRINCIPALS OF PREVENTION
YOU ARE PREVENTING OCCUPANTS FROM SUSTAINING SEVERE OR
FATAL INJURIES TO THEMSELVES**

MONTANA'S CHILD PASSENGER SAFETY LAW

61-9-420. CHILD SAFETY RESTRAINT SYSTEMS -- STANDARDS -- EXEMPTIONS.

(1) IF A CHILD UNDER 6 YEARS OF AGE AND WEIGHING LESS THAN 60 POUNDS IS A PASSENGER IN A MOTOR VEHICLE, THAT MOTOR VEHICLE MUST BE EQUIPPED WITH ONE CHILD SAFETY RESTRAINT FOR EACH CHILD IN THE VEHICLE AND EACH CHILD MUST BE PROPERLY RESTRAINED. THE CHILD SAFETY RESTRAINT MUST BE APPROPRIATE FOR THE HEIGHT AND WEIGHT OF THE CHILD AS INDICATED BY MANUFACTURER STANDARDS.

(2) THE DEPARTMENT SHALL BY RULE ESTABLISH STANDARDS IN COMPLIANCE WITH 61-9-419 THROUGH 61-9-423 AND APPLICABLE FEDERAL STANDARDS FOR APPROVED TYPES OF CHILD SAFETY RESTRAINT SYSTEMS.

(3) THE DEPARTMENT MAY BY RULE EXEMPT FROM THE REQUIREMENTS OF SUBSECTION (1) A CHILD WHO BECAUSE OF A PHYSICAL OR MEDICAL CONDITION OR BODY SIZE CANNOT BE PLACED IN A CHILD SAFETY RESTRAINT.

6 and 60 What's the difference/translation?

The way this law is written, once a child has reaches at least one of these 2 milestones, they do not need to be in a child safety restraint. If you want to know how old a child is, ask the child.

2011

PROPERLY RESTRAINED AND PENALTY

- 61-9-419. "PROPERLY RESTRAINED" DEFINED. AS USED IN 61-9-420 THROUGH 61-9-423, "PROPERLY RESTRAINED" MEANS FASTENED IN A MANNER PRESCRIBED BY THE MANUFACTURER OF THE SYSTEM THAT PERMITS THE SYSTEM TO ACT AS A BODY RESTRAINT, BUT DOES NOT MEAN A SYSTEM IN WHICH THE ONLY BODY RESTRAINT IS A SAFETY BELT OF THE TYPE REQUIRED BY 61-9-409.

- 61-9-423. PENALTY.

(1) EXCEPT AS PROVIDED IN SUBSECTION (2), VIOLATION OF 61-9-420 IS PUNISHABLE BY A FINE OF NOT MORE THAN \$100.

(2) **THE FINE PROVIDED FOR IN SUBSECTION (1) MUST BE WAIVED IF PROOF OF ACQUISITION OF AN APPROPRIATE CHILD SAFETY RESTRAINT IS PRESENTED WITHIN 7 DAYS OF THE VIOLATION** TO THE OFFICE OF THE CHARGING OFFICER AND THERE HAS BEEN NO PREVIOUS DISMISSAL OF A VIOLATION OF 61-9-420 UNDER THIS SUBSECTION.

Citation \$100.00 or Fix 



WHAT DO CHILD SAFETY SEATS DO?

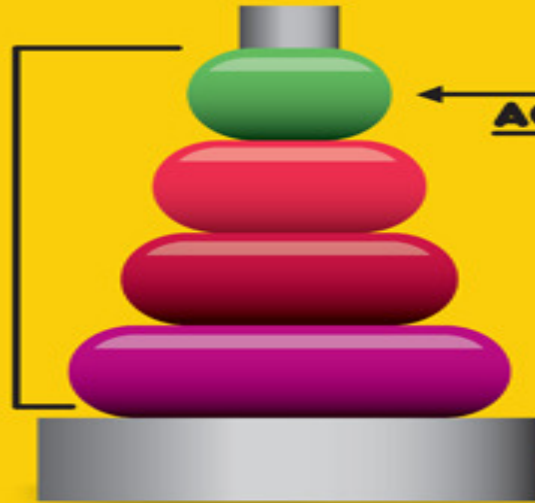


**Protect the Head, Neck, and Spine along with Internal Organs
Vulnerable and Fragile parts that can't be repaired or replaced**

CHOOSE CAR SEAT:
BY AGE & SIZE



THE NUMBER
OF PEOPLE
**WHO
THINK**
THEY HAVE
THEIR CHILD
IN THE RIGHT
SEAT.



THE ONES
**WHO
ACTUALLY
DO.**

KNOW FOR SURE
IF YOUR CHILD IS IN THE RIGHT CAR SEAT.



VISIT SAFERCAR.GOV/THERIGHTSEAT



MOST COMMON ERRORS

LOOSE SEAT



LOOSE HARNESS



CHILD NOT IN A SEAT



HOW TIGHT SHOULD THE SEAT BE?




Moves less than "1 at the Belt Path: side to side and front to back-Notice that everyone is using their weight and force to push down on the seat while tightening the seat belt or Latch webbing



HARNES

- **SNUG: CAN'T PINCH WEBBING TOGETHER**
- **CHEST CLIP AT ARMPIT LEVEL**
- **HARNES COMES OUT OF SEAT:**

AT OR BELOW SHOULDERS FOR REAR FACING CHILDREN
AT OR ABOVE SHOULDERS FOR FORWARD FACING CHILDREN



Pinching = Too Loose

No Pinching = Tight Enough

What can you do roadside? At a minimum, you can advise parent's to tighten the harness and place chest clip at armpit level

THE RIGHT SEAT

FITS THE CHILDS-WEIGHT & HEIGHT

THIS VARIES BY MANUFACTURER AND IS LISTED ON THE LABELS



IS YOUR CHILD IN THE RIGHT CAR SEAT?

4 STEPS FOR KIDS



REAR-FACING



FORWARD-FACING



BOOSTER



SEAT BELT

Seat belts are designed for Adults-Kids don't fit them properly

Injuries from improper Child Safety Seat Use



This is what we are trying to prevent!

CAR SEAT USE AFTER A CRASH

NHTSA RECOMMENDS THAT CAR SEATS BE REPLACED FOLLOWING A MODERATE OR SEVERE CRASH IN ORDER TO ENSURE A CONTINUED HIGH LEVEL OF CRASH PROTECTION FOR CHILD PASSENGERS. CAR SEATS DO NOT AUTOMATICALLY NEED TO BE REPLACED FOLLOWING A MINOR CRASH.

WHAT DEFINES A MINOR CRASH? A MINOR CRASH IS ONE IN WHICH ALL OF THE FOLLOWING APPLY:

- THE VEHICLE WAS ABLE TO BE DRIVEN AWAY FROM THE CRASH SITE.
- THE VEHICLE DOOR NEAREST THE CAR SEAT WAS NOT DAMAGED.
- NONE OF THE PASSENGERS IN THE VEHICLE SUSTAINED ANY INJURIES IN THE CRASH.
- IF THE VEHICLE HAS AIR BAGS, THE AIR BAGS DID NOT DEPLOY DURING THE CRASH; AND
- THERE IS NO VISIBLE DAMAGE TO THE CAR SEAT.
- **NEVER** USE A CAR SEAT THAT HAS BEEN INVOLVED IN A MODERATE TO SEVERE CRASH. ALWAYS FOLLOW MANUFACTURER'S INSTRUCTIONS.
- NOT ALL DAMAGE IS VISIBLE, THE SEAT MAY HAVE DONE IT'S JOB AND MAY NOT WITHSTAND THE FORCES OF A SECOND CRASH

****IMMOBILIZE CHILDREN IN THE SAFETY SEAT AND STRAP SEAT TO GURNEY TRANSPORT TO HOSPITAL-THIS SHOULD BE THE LAST TRIP THAT SAFETY SEAT MAKES**



What can you do roadside? At a minimum, you can advise parent's to contact the car seat manufacturer for further guidance on use or replacement of the child restraint

WHERE WOULD YOU SEND SOMEONE TO GET HELP WITH THEIR CAR SEAT?



NATIONAL
CHILD
PASSENGER
SAFETY
CERTIFICATION

A Program of
Safe Kids Worldwide

SAFE
KIDS
WORLDWIDE™



A PROGRAM OF THE MONTANA
DEPARTMENT OF TRANSPORTATION

Nationally Certified Technicians or Instructors

Visit an
inspection station

Protect your child.
Child safety seat basics

Know the law

Know the 4 steps for kids

Children not in a properly installed safety seat are at risk for injury in a crash. If you're unsure how to install a car seat or want your car seat checked, visit an inspection station. A nationally certified child passenger safety technician will inspect your child safety seat and show you how to use it correctly.

For a free inspection station near you, call 1-877-338-BUCKLEUP or visit the Buckle Up Montana website at buckleup.mt.gov.

Montana Department of Transportation
Montana State Highway Traffic Safety Section
406-444-9000

* The information in this brochure was compiled from the Buckle Up Montana website and the National Highway Traffic Safety Administration's 2007 Child Passenger Seats website. www.safercar.gov/childpassenger




www.buckleup.mt.gov

The Montana Department of Transportation attempts to provide accommodation for any known disability that may interfere with participation in any MDT services, program or activity. Alternative accessible formats of this material will be provided on request. For further information, call 406-444-9000, 406-444-9000 or 1-800-338-3388. This document is available in Braille, large print, or audio cassette. For more information, call 406-444-9000, 406-444-9000 or 1-800-338-3388. This document is available in Braille, large print, or audio cassette. For more information, call 406-444-9000, 406-444-9000 or 1-800-338-3388.



Montana law states: "If a child under 8 years of age and weighing less than 80 pounds is a passenger in a motor vehicle, that motor vehicle must be equipped with one child safety restraint for each child in the vehicle and each child must be properly restrained. The child safety restraint must be appropriate for the height and weight of the child as indicated by manufacturer standards."

Failure to comply with the child restraint law is punishable by a fine up to \$100.



Don't let your child become a statistic!

- In Montana, one of the most common causes of unintentional injury death for children ages 1-14 is a motor vehicle crash.*
- Nationwide, 3 out of 4 kids are not as safe in their vehicle as they should be because car seats are not used correctly.
- Nationwide, 4,028 children age 12 and younger died and an estimated 660,000 children were injured in motor vehicle crashes between 2006 and 2012.
- Child safety seats reduce the risk of death in passenger cars by 71% for infants and 54% for toddlers ages 1-4 years.**
- For children 4 to 7 years, booster seats reduce injury risk by 59% compared to use of seat belts alone.**

* OHSU & MT Injury Prevention, 2000-2010
** National Highway Traffic Safety Administration
* Children's Hospital of Philadelphia

Rear-facing car seat
These include infant-only and convertible seats and are the best for a young child. It has a harness and in a crash, cradles and moves with your child to reduce stress to the child's fragile neck and spinal cord while allowing the back of the seat to absorb the crash forces.



Forward-facing car seat
This seat has a harness and tether to position your child and limit forward movement during a crash.



Booster seat
A booster seat raises your child up to the vehicle's lap and shoulder belt. Its properly over the strongest parts of the body.



Seat belt
The seat belt should lie across the upper thighs and be snug across shoulder and chest. It should not rest on the stomach area or across the neck.



What is LATCH?
Lower Anchors and Tethers for Children (LATCH) is an alternative way to attach the child safety seat to the vehicle. LATCH has been available in most vehicles since 2002. Top Tether anchors have been available since 2005.



THE “A” WORD

WE’VE BECOME ACCUSTOMED TO USING THE WORD “ACCIDENT” AND AS WE MOVE CLOSER TO CHANGING BEHAVIOR OR CHANGING PERCEPTION SO THAT PEOPLE REALIZE THAT CRASHES ARE PREVENTABLE, THAT INJURIES ARE PREVENTABLE, AND THAT DEATHS ARE PREVENTABLE, WE NEED TO BE WILLING TO CHANGE HOW WE REFER TO THESE INCIDENTS. PLEASE USE WORDS SUCH AS COLLISION, CRASH, ROLLOVER, INCIDENT, WRECK



CRASH
~~ACCIDENT~~

Changing
Perception





BELOW

100

**WEAR YOUR BELT.
WEAR YOUR VEST.
WATCH YOUR SPEED.
WIN—WHAT'S IMPORTANT NOW?
*REMEMBER: COMPLACENCY
KILLS!***

It starts with you! Please Buckle Up Every time, and do your part to increase seat belt use in your communities

***YOU* PLAY A KEY ROLE IN REDUCING THE NUMBER OF DEATHS AND INJURIES**



The only acceptable goal is 0

DEVELOPED BY:

- **JOHN SPENCER, HELENA, MT**

SERGEANT MONTANA HIGHWAY PATROL

**NATIONALLY CERTIFIED CHILD PASSENGER SAFETY
TECHNICIAN INSTRUCTOR-1650312**

- **TRACIE KIESEL, HELENA, MT**

COORDINATOR, TRI-COUNTY BUCKLE UP MONTANA

**NATIONALLY CERTIFIED CHILD PASSENGER SAFETY
TECHNICIAN INSTRUCTOR-1632617**

February , 2017